

Yellowcard - Down On My Head

Tom: **G**

Album: Lights And Sounds

Drop **D** tuning

I'll make 2 separate tabs, one for gtr1, one for gtr2

GTR 1

Intro: & verse 1: repeat till Pre-Chorus

Pre-Chorus: stop playing

Chorus:

then

verse2:repeat till Pre-Chorus 2

Pre-Chorus 2: stop Playing

Chorus 2:

then

Bridge:

then repeat this till Break

(last time, instead of playing 6 6 7 7 4 4 , just play 7 till break)

x x x x x x x

6 6 7 7 4 4

7

Break:

then

Final Chorus:

then

End on **B** (A-7-)
D-7-

GTR 2

Verse 1: repeat till Pre-chorus

Pre-Chorus

Chorus: same as Gtr 1

Verse 2: same as verse 1

Pre-chorus 2: stop playing

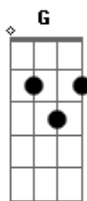
Chorus 2: same as gtr 1

Bridge & Break:repeat till Final Chorus

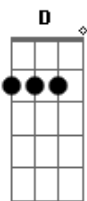
Final Chorus: same as gtr 1

I made this tab on my own so sorry if there's any mistake!
Sounds pretty good to me..hope u like it!

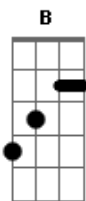
Acordes



© ukulele-chords.com



© ukulele-chords.com



© ukulele-chords.com