

Vocal Livre - Se Eu Tenho Você

tom:

Intro: E Aadd9 E Aadd9

E Aadd9
Deus Tua presença é o que me basta e nada mais

E Aadd9
Doce melodia traz aos meus dias tanta paz

B Gbm7
Pode até faltar dinheiro

A
Pode a dor no peito

E
Me sufocar

B Gbm7
No meio da angústia eu posso confiar

A
Nada me faltará

B
Se eu tenho você

E
Meu coração se farta

E7
Minha alma está tranquila

A
O medo se transforma

D A
Em paz inexplicá---vel

B
Posso andar seguro de olhos fechados

Dbm7 B A
Pois o meu futuro está em suas mãos

E
Se eu tenho você todo tempo do meu lado

B
Tenho você

E
Sua graça é o que me basta

Badd9 Eadd9
Deus tua presença é que me basta e nada mais

Badd9 Eadd9
Luz da minha vida, vento que sopra até o cais

Gb Dbm7
Posso atravessar o vale

E
Enfrentar a morte

B
Eu não vou temer

Gb Dbm7
Eu sigo sobre a rocha que não falhará

E
Nada me faltará

Gb
Se eu tenho você

B
Meu coração se farta

B7

Minha alma está tranquila

E
O medo se transforma

Aadd9 E
Em paz inexplicá---vel

Gb
Posso andar seguro de olhos fechados

Abm7 Gb E
Pois o meu futuro está em suas mãos

B
Se eu tenho você todo tempo do meu lado

Gb
Tenho você

B B7
Sua graça é o que me basta

E
Lança fora a ansiedade

Gb Abm7
Solta o choro que sufoca e lembra

E B Gb4 Gb
Deus está sempre operando em nosso favor

E
Mesmo quando está difícil

Gb Abm7
Nunca perca a esperança de que em

Db Gb4
Breve Cristo nós veremos Cristo voltar

Gb Gb4
Para a nossa redenção

Gb B
Meu coração se farta

B7
Minha alma está tranquila

E
O medo se transforma

Aadd9 E
Em paz inexplicá---vel

Gb
Posso andar seguro de olhos fechados

Abm7 Gb E
Pois o meu futuro está em suas mãos

B
Se eu tenho você todo tempo do meu lado

Gb
Tenho você

B
Sua graça é o que me basta

B7
00000000

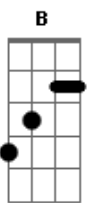
E
Se eu tenho você

B Dbm7
Se eu tenho você

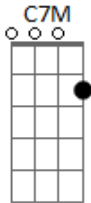
Gb4 B
Sua graça é o que me basta

[Final] C7M B7M

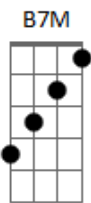
Acordes



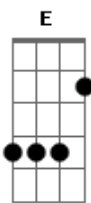
© ukulele-chords.com



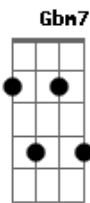
© ukulele-chords.com



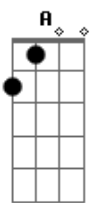
© ukulele-chords.com



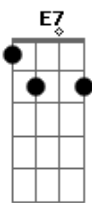
© ukulele-chords.com



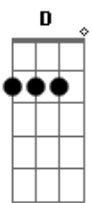
© ukulele-chords.com



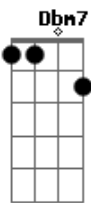
© ukulele-chords.com



© ukulele-chords.com



© ukulele-chords.com



© ukulele-chords.com

Gb

© ukulele-chords.com

A 4-string ukulele fretboard diagram for the Gb chord. The strings are numbered 1 to 4 from top to bottom. Frets are numbered 1 to 4 from left to right. The diagram shows a barre across the 1st fret of all four strings. There is a single dot on the 2nd fret of the 4th string.

B7

© ukulele-chords.com

A 4-string ukulele fretboard diagram for the B7 chord. The strings are numbered 1 to 4 from top to bottom. Frets are numbered 1 to 4 from left to right. The diagram shows a barre across the 2nd fret of all four strings. There is a single dot on the 3rd fret of the 4th string.

Ab**n7**

© ukulele-chords.com

A 4-string ukulele fretboard diagram for the Abn7 chord. The strings are numbered 1 to 4 from top to bottom. Frets are numbered 1 to 4 from left to right. The diagram shows a barre across the 1st fret of all four strings. There are dots on the 2nd fret of the 1st string, the 3rd fret of the 2nd string, and the 3rd fret of the 4th string.

Db

© ukulele-chords.com

A 4-string ukulele fretboard diagram for the Db chord. The strings are numbered 1 to 4 from top to bottom. Frets are numbered 1 to 4 from left to right. The diagram shows a barre across the 1st fret of all four strings. There is a single dot on the 3rd fret of the 4th string.

Aadd9

© ukulele-chords.com

A 4-string ukulele fretboard diagram for the Aadd9 chord. The strings are numbered 1 to 4 from top to bottom. Frets are numbered 1 to 4 from left to right. The diagram shows a barre across the 2nd fret of all four strings. There are dots on the 3rd fret of the 1st string, the 3rd fret of the 2nd string, and the 3rd fret of the 4th string. An open circle is shown on the 1st string at the 0th fret.

Badd9

© ukulele-chords.com

A 4-string ukulele fretboard diagram for the Badd9 chord. The strings are numbered 1 to 4 from top to bottom. Frets are numbered 1 to 4 from left to right. The diagram shows a barre across the 2nd fret of all four strings. There are dots on the 3rd fret of the 1st string, the 3rd fret of the 2nd string, and the 3rd fret of the 4th string.

Eadd9

© ukulele-chords.com

A 4-string ukulele fretboard diagram for the Eadd9 chord. The strings are numbered 1 to 4 from top to bottom. Frets are numbered 1 to 4 from left to right. The diagram shows a barre across the 1st fret of all four strings. There are dots on the 2nd fret of the 1st string, the 2nd fret of the 2nd string, and the 2nd fret of the 4th string. An open circle is shown on the 1st string at the 0th fret.