

U2 - Magnificent

Tom: **A**

HAVE FUN!

Intro:
Repeat until the other guitar riff comes in (0:45)

Lead Synth (arranged for guitar)
(0:29)

VERSE 1
Guitar 2 - Rhythm light distortion, pretty quiet, it's hard to tab the strumming pattern exactly, but you get the idea

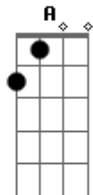
Guitar 1 - Lead (Verse fills) 250-ms delay
(1:27)

Second ending
(1:50)

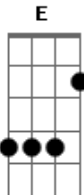
CHORUS 1 -

VERSE 2-

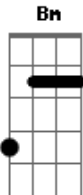
Acordes



© ukulele-chords.com



© ukulele-chords.com



© ukulele-chords.com

CHORUS 2 - Same as Chorus 1, except chord progression is played through one extra time, and then a different ending: instead of going to the **Bm** at the end, go up to D, as shown. I will show the end of the chorus riff so you know how it goes

Guitar 1

BRIDGE
(3:39)

Guitar 2 - Rhythm Guitar
(3:45) fades in with the same riff from the intro

Repeat until the solo

Guitar 1 - Lead Guitar
(3:54) starts fading in to build up to the solo, it sounds like the Edge is just doing sixteenth note rakes like he is famous for doing, though if you want you can do the B octave again.

GUITAR SOLO
Guitar 3 - Slide Guitar
Chords are strummed by Guitar 2
(4:02)

CHORUS 3