

U2 - Daddys Gonna Pay For Your Crashed Car

steve palmer

Tune down 1/2 step to: **Eb Ab Db Gb Bb Eb**

This whole song is one chord: **A** (after tuning down)
Intro: (guitar and bass together)

```

Db|-----|
-----|
Ab|-----|
-----|
Eb|-----5---3-----5---3-----5---3-----5---3-----5---3-----5---3-----|
-----|
Db|-----|
-----|
Ab|-----|
-----|
Eb|-3-3--1-3-3--1-3-3--1-3-3--1-3-3--1-3-3--1-3-3--1-3-3--1-3-3--1-3-3--1-3-3--|
-1-3-3-----|
    (this repeats a few times)
  
```

When drums and bass stop:

```

Db|-----|
-----|
Ab|-----5-----5-----5-----5-----5-----5-----|
-----|
Eb|--5-3-----5-3-----5-3-----5-3-----5-3-----5-3-----5-3-----|
-----|

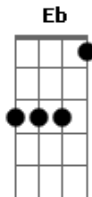
Db|-----|
-----|
Ab|-0-0-0---0-0-0---0-0-0---0-0-0---0-0-0---0-0-0---0-0-0---|
-0-0-0---|
Eb|-----5-3-----|
-----|

Except for: [bass riff #1]

Db|-----|
-----|
Ab|-0-0-0--0-0-0---5-3-----0-0-0--0-0-0-----|
-----|
Eb|-----5-3-----|
-----|
    (this riff is played a few times throughout the song)
  
```

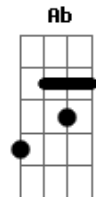
Acordes

Eb




© ukulele-chords.com

Ab



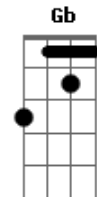
© ukulele-chords.com

Db



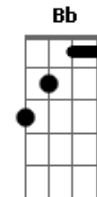
© ukulele-chords.com

Gb



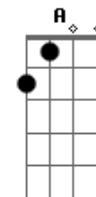
© ukulele-chords.com

Bb



© ukulele-chords.com

A



© ukulele-chords.com