

U2 - 40 Live

Tom: **A**

I've been looking for a couple years, and I just don't think that there are any good tabs for 40 out there... so I made this one.

This is for the Under a Blood Red Sky version of 40, but you can play it with the original recording, too.

I think it's how they always play it live, because in the Vertigo 2005 - Live from Chicago DVD, Adam Clayton plays it pretty much like this.

Your mantra for this song should be "less is more." Edgedam (depending on which version you're playing with) really just sprinkle little guitar bits here and there... they don't want to suffocate the song with guitar noise, and neither should you.

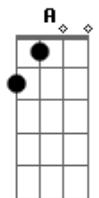
Tune down 1/2 step for Under a Blood Red Sky/War, and standard for the Vertigo DVD -- use some fairly heavy distortion, too -- you want some feedback.

Verse

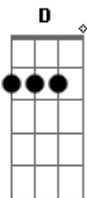
"I waited patiently for the Lord..." etc., etc.

The harmonic pattern above is repeated for the verse. It's pretty easy to "feel" when you should play it.

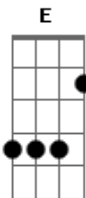
Acordes



© ukulele-chords.com



© ukulele-chords.com



© ukulele-chords.com

Chorus

How long? ...To sing this song?

Play each chord once, and let it ring. chords for the E, and i think they play the **A** bar chord on the **E** string, but this sounds just as good.

But, if you REALLY want to play it just like them, I think they do it like this --

-- but I'm not sure.

After Bono sings "How long to sing this song?" go back to the verse harmonics. Again, you'll have to feel for it.

The song order is Versechorus/Versechorus, and then the outro, I guess. In this portion of the song (which actually winds up being the longest), play through the verse once or twice, then play this little riff twice --

Then go back to the harmonics and kind of fade out of the song slowly.

Well, there you have it -- this is my first tab, so if you have any corrections, email MrW and let me know!