

The Pretenders - My Baby

Tom: B

from Get Close

The E in the verses could equally be an A2, but it looks like a E live.

Q E E Q Q Q E E Q Q Q E E Q Q Q E E Q
 |-----|-----|-----|-----|
5-4h5-5-	5-4h5-5-	5-4h5-5-	5-4h5-5-
4-4-4-4-4-	4-4-4-4-4-	4-4-4-4-4-	4-4-4-4-4-
-----	-----	-----	-----
-----	-----	-----	-----
-----	-----	-----	-----
-----	-----	-----	-----
-----	-----	-----	-----

Gtr II
 Q E E Q E E Q. Q E E E Q E E Q E E Q. Q
 E E E
 |4-4-4-5-5-5-|7-5-5-5-5-5-|4-4-4-5-5-5-|7-5-5-5-5-5-|
 |5-5-5-5-5-5-|5-5-5-5-5-5-|5-5-5-5-5-5-|5-5-5-5-5-5-|
4-4-4-4-4-4-	4-4-4-4-4-4-	4-4-4-4-4-4-	4-4-4-4-4-4-
-----	-----	-----	-----
-----	-----	-----	-----
-----	-----	-----	-----

Q E E Q Q Q E E Q Q Q E E Q Q Q E E Q
 |-----|-----|-----|-----|
 |5-4h5-5-|5-4h5-5-|5-4h5-5-|5-4h5-5-|
4-4-4-4-4-4-	4-4-4-4-4-4-	4-4-4-4-4-4-	4-4-4-4-4-4-
-----	-----	-----	-----
-----	-----	-----	-----
-----	-----	-----	-----
-----	-----	-----	-----

Gtr II
 Q E E Q E E Q. Q E E E Q E E Q E E Q. Q
 E E E
 |4-4-4-5-5-5-|7-5-5-5-5-5-|4-4-4-5-5-5-|7-5-5-5-5-5-|
 |5-5-5-5-5-5-|5-5-5-5-5-5-|5-5-5-5-5-5-|5-5-5-5-5-5-|
4-4-4-4-4-4-	4-4-4-4-4-4-	4-4-4-4-4-4-	4-4-4-4-4-4-
-----	-----	-----	-----
-----	-----	-----	-----
-----	-----	-----	-----

Q E E Q Q Q E E Q Q Q E E Q Q
 |5-4h5-5-|5-4h5-5-|5-4h5-5-|5-4h5-5-|
4-4-4-4-4-4-	4-4-4-4-4-4-	4-4-4-4-4-4-	4-4-4-4-4-4-
-----	-----	-----	-----
-----	-----	-----	-----
-----	-----	-----	-----

Q Q Q E E E E E Q. E E E Q Q Q E E
 |0-0-0-0-0-0-|0-0-0-0-0-0-|0-0-0-0-0-0-|0-0-0-0-0-0-|
 |0-0-0-0-0-0-|0-0-0-0-0-0-|0-0-0-0-0-0-|0-0-0-0-0-0-|

8-8-8-8-8-	8-8-8-8-8-	6-6-6-6-6-6-
9-9-9-9-9-	9-9-9-9-9-	7-7-7-7-7-7-
9-9-9-9-9-	9-9-9-9-9-	7-7-7-7-7-7-
7-7-7-7-7-7-	7-7-7-7-7-7-	5-5-5-5-5-5-

Q E E Q Q W W
 |-----|-----|-----|
 |5-4h5-5-|5-4h5-5-|5-4h5-5-|
4-4-4-4-4-4-	4-4-4-4-4-4-	4-4-4-4-4-4-
-----	-----	-----
-----	-----	-----
-----	-----	-----
-----	-----	-----
-----	-----	-----
-----	-----	-----
-----	-----	-----

Q Q Q E E Q. Q E E E
 E E E Q. E E E W W
0-0-0-0-0-0-	0-0-0-0-0-0-	0-0-0-0-0-0-
6-6-6-6-6-6-	6-6-6-6-6-6-	6-6-6-6-6-6-
7-7-7-7-7-7-	7-7-7-7-7-7-	7-7-7-7-7-7-
5-5-5-5-5-5-	5-5-5-5-5-5-	5-5-5-5-5-5-

I want you to love me
 That's all I want from you
 I want you to love me
 One day
 I know I'm a peasant
 Dressed as a princess
 But that doesn't mean you have
 To take my clothes away
 Badd11
 If I could show you
 Some happiness
 Then I would feel Like a real princess
 That to me would be success
 My baby

I seen you dancin'
 A natural beauty
 You make this dive
 Seem sublime
 You really get
 To the heart of the music
 You're the poetry of time
 If there's a method
 To writing a song
 How come I'm getting it wrong?
 You write the beautiful songs

C'mon, c'mon, c'mon baby
 Mm take my hand
 Yeah!
 C'mon, c'mon, c'mon show me
 To the love land to the love land

Q E E Q Q Q E E Q Q Q E E Q E E Q E E Q Q

W H E Q. W

Can this really happen
In this day and age?
Suddenly I just turn the page
Like walking on stage

Q E E Q Q Q E E Q Q Q E E Q Q Q E E Q Q

My baby

Q E E Q Q Q E E Q Q Q E E Q Q Q E E Q

Q
|-----|-----|-----|-----|
|-----|
|-5--4h5-5-----|-5---4h5-5-----|-5--4h5-5-----|-5---4h5-5-----|
|-4--4--4--4--4--|-4--4--4--4--4--|-4--4--4--4--4--|-4--4--4--4--4--|
|-4-----|
|-----|-----|-----|-----|

Gtr II
| Q E E Q E E Q. Q E E E Q E E Q E E Q. Q
E E E

|-----|-----|-----|-----|
|-4--4-4-5--5-5-|-7-----7---5-5-5-|-4--4-4-5--5-5-|-7-----7--
-5-5-5---|
|-5--5-5-5--5-5-|-5-----5---5-5-5-|-5--5-5-5--5-5-|-5-----5--
-5-5-5---|
|-4--4-4-4--4-4-|-4-----4---4-4-4-|-4--4-4-4--4-4-|-4-----4--
-4-4-4---|
|-----|-----|-----|-----|

Hey!

Q E E Q Q Q E E Q Q Q E E Q Q Q E E Q

Q
|-----|-----|-----|-----|
|-----|
|-5--4h5-5-----|-5---4h5-5-----|-5--4h5-5-----|-5---4h5-5-----|
|-4--4--4--4--4--|-4--4--4--4--4--|-4--4--4--4--4--|-4--4--4--4--4--|
|-4-----|
|-----|-----|-----|-----|

|-----|-----|-----|-----|
|-----|
|-----|-----|-----|-----|
|-----|
|-----|-----|-----|-----|
|-----|
| Gtr II
| Q E E Q E E Q. Q E E E Q E E Q E E Q. Q
E E E
|-4--4-4-5--5-5-|-7-----7---5-5-5-|-4--4-4-5--5-5-|-7-----7--
-5-5-5---|
|-5--5-5-5--5-5-|-5-----5---5-5-5-|-5--5-5-5--5-5-|-5-----5--
-5-5-5---|
|-4--4-4-4--4-4-|-4-----4---4-4-4-|-4--4-4-4--4-4-|-4-----4--
-4-4-4---|

Intro: once more to finish

|-----|
CHORDS

E E A2 A Badd11 G F

(T)

Duration Legend

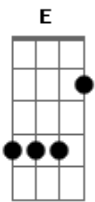
- note tied to previous; . - note dotted; .. - note double dotted
Uncapitalized letters represent notes that are staccato (1/2 duration)
Irregular groupings are notated above the duration line
Duration letters will always appear directly above the note/fret number it represents the duration for. Duration letters with no fret number below them represent rests.

Tablature Legend

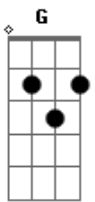
h - hammer-on
p - pull-off
b - bend
pb - pre-bend
r - bend release (if no number after the r, then release immediately)
/\ - slide into or out of (from/to "nowhere")

Generated using Power Tab Editor by Brad Larsen - http://

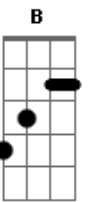
Acordes



© ukulele-chords.com



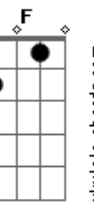
© ukulele-chords.com



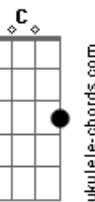
© ukulele-chords.com



© ukulele-chords.com



© ukulele-chords.com



© ukulele-chords.com