

# The Pretenders - My Baby

Tom: B

from Get Close

The E in the verses could equally be an A2, but it looks like a E live.

Q E E Q Q Q E E Q Q Q E E Q Q Q E E Q  
 |-----|-----|-----|-----|  
5-4h5-5-	5-4h5-5-	5-4h5-5-	5-4h5-5-
4-4-4-4-4-	4-4-4-4-4-	4-4-4-4-4-	4-4-4-4-4-
-----	-----	-----	-----
-----	-----	-----	-----
-----	-----	-----	-----
-----	-----	-----	-----
-----	-----	-----	-----

Gtr II  
 Q E E Q E E Q. Q E E E Q E E Q E E Q. Q  
 E E E  
 |4-4-4-5-5-5-|7-7-7-5-5-5-|4-4-4-5-5-5-|7-7-7-5-5-5-|  
 |5-5-5-5-5-5-|5-5-5-5-5-5-|5-5-5-5-5-5-|5-5-5-5-5-5-|  
4-4-4-4-4-4-	4-4-4-4-4-4-	4-4-4-4-4-4-	4-4-4-4-4-4-
-----	-----	-----	-----
-----	-----	-----	-----
-----	-----	-----	-----

Q E E Q Q Q E E Q Q Q E E Q Q Q E E Q  
 |-----|-----|-----|-----|  
 |5-4h5-5-|5-4h5-5-|5-4h5-5-|5-4h5-5-|  
4-4-4-4-4-4-	4-4-4-4-4-4-	4-4-4-4-4-4-	4-4-4-4-4-4-
-----	-----	-----	-----
-----	-----	-----	-----
-----	-----	-----	-----
-----	-----	-----	-----

Gtr II  
 Q E E Q E E Q. Q E E E Q E E Q E E Q. Q  
 E E E  
 |4-4-4-5-5-5-|7-7-7-5-5-5-|4-4-4-5-5-5-|7-7-7-5-5-5-|  
 |5-5-5-5-5-5-|5-5-5-5-5-5-|5-5-5-5-5-5-|5-5-5-5-5-5-|  
4-4-4-4-4-4-	4-4-4-4-4-4-	4-4-4-4-4-4-	4-4-4-4-4-4-
-----	-----	-----	-----
-----	-----	-----	-----
-----	-----	-----	-----

Q E E Q Q Q E E Q Q Q E E Q Q  
 |5-4h5-5-|5-4h5-5-|5-4h5-5-|  
4-4-4-4-4-4-	4-4-4-4-4-4-	4-4-4-4-4-4-
-----	-----	-----

Q Q Q E E E E E Q. E E E Q Q Q E E  
 |0-0-0-0-0-0-|0-0-0-0-0-0-|0-0-0-0-0-0-|  
 |0-0-0-0-0-0-|0-0-0-0-0-0-|0-0-0-0-0-0-|

8-8-8-8-8-	8-8-8-8-8-	6-6-6-6-6-6-
9-9-9-9-9-	9-9-9-9-9-	7-7-7-7-7-7-
9-9-9-9-9-	9-9-9-9-9-	7-7-7-7-7-7-
7-7-7-7-7-7-	7-7-7-7-7-7-	5-5-5-5-5-5-

Q E E Q Q W W  
 |-----|-----|-----|  
 |5-4h5-5-|5-4h5-5-|-----|  
4-4-4-4-4-	4-4-4-4-4-	-----
-----	-----	-----
-----	-----	-----
-----	-----	-----
-----	-----	-----
-----	-----	-----
-----	-----	-----

Q Q Q E E Q. Q E E E  
 E E Q. E E E W W  
0-0-0-0-0-0-	0-0-0-0-0-0-
0-0-0-0-0-0-	0-0-0-0-0-0-
6-6-6-6-6-6-	6-6-6-6-6-6-
7-7-7-7-7-7-	7-7-7-7-7-7-
7-7-7-7-7-7-	7-7-7-7-7-7-
5-5-5-5-5-5-	5-5-5-5-5-5-

I want you to love me  
 That's all I want from you  
 I want you to love me  
 One day  
 I know I'm a peasant  
 Dressed as a princess

But that doesn't mean you have  
 To take my clothes away  
 Badd11  
 If I could show you  
 Some happiness  
 Then I would feel Like a real princess  
 That to me would be success  
 My baby  
 I seen you dancin'  
 A natural beauty  
 You make this dive  
 Seem sublime  
 You really get  
 To the heart of the music  
 You're the poetry of time  
 If there's a method  
 To writing a song  
 How come I'm getting it wrong?  
 You write the beautiful songs

C'mon, c'mon, c'mon baby  
 Mm take my hand  
 Yeah!  
 C'mon, c'mon, c'mon show me  
 To the love land to the love land

C'mon, c'mon, c'mon show me  
 To the love land to the love land

Q E E Q Q Q E E Q Q Q E E Q E E Q E E Q Q

W H E Q. W

Can this really happen  
In this day and age?  
Suddenly I just turn the page  
Like walking on stage

Q E E Q Q Q E E Q Q Q E E Q Q Q E E Q Q

My baby

Q E E Q Q Q E E Q Q Q E E Q Q Q E E Q

Q  
|-----|-----|-----|-----|  
|-----|  
|-5--4h5-5-----|-5---4h5-5-----|-5--4h5-5-----|-5---4h5-5-----|  
|-4--4--4--4--4--|-4--4--4--4--4--|-4--4--4--4--4--|-4--4--4--4--4--|  
-4--4--4--4--4--	-4--4--4--4--4--	-4--4--4--4--4--	-4--4--4--4--4--
-----			
-----			
-----			
-----			

Gtr II  
| Q E E Q E E Q. Q E E E Q E E Q E E Q. Q  
E E E

|-----|-----|-----|-----|  
|-4--4-4-5--5-5-|-7-----7---5-5-5-|-4--4-4-5--5-5-|-7-----7--  
-5-5-5---|  
|-5--5-5-5--5-5-|-5-----5---5-5-5-|-5--5-5-5--5-5-|-5-----5--  
-5-5-5---|  
|-4--4-4-4--4-4-|-4-----4---4-4-4-|-4--4-4-4--4-4-|-4-----4--  
-4-4-4---|  
|-----|-----|-----|-----|  
-----
-----
-----

Hey!

Q E E Q Q Q E E Q Q Q E E Q Q Q E E Q

Q  
|-----|-----|-----|-----|  
|-----|  
|-5--4h5-5-----|-5---4h5-5-----|-5--4h5-5-----|-5---4h5-5-----|  
|-4--4--4--4--4--|-4--4--4--4--4--|-4--4--4--4--4--|-4--4--4--4--4--|  
-4--4--4--4--4--	-4--4--4--4--4--	-4--4--4--4--4--	-4--4--4--4--4--
-----			
-----			
-----			
-----			

|-----|-----|-----|-----|  
|-----|  
|-----|-----|-----|-----|  
|-----|  
|-----|-----|-----|-----|  
|-----|

Gtr II  
| Q E E Q E E Q. Q E E E Q E E Q E E Q. Q  
E E E  
|-4--4-4-5--5-5-|-7-----7---5-5-5-|-4--4-4-5--5-5-|-7-----7--  
-5-5-5---|  
|-5--5-5-5--5-5-|-5-----5---5-5-5-|-5--5-5-5--5-5-|-5-----5--  
-5-5-5---|  
|-4--4-4-4--4-4-|-4-----4---4-4-4-|-4--4-4-4--4-4-|-4-----4--  
-4-4-4---|

Intro: once more to finish

-----
-----
-----

E E A2 A Badd11 G F7M

(T)

Duration Legend

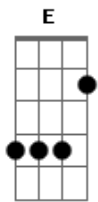
-----  
- note tied to previous; . - note dotted; .. - note double dotted  
Uncapitalized letters represent notes that are staccato (1/2 duration)  
Irregular groupings are notated above the duration line  
Duration letters will always appear directly above the note/fret number it represents the duration for. Duration letters with no fret number below them represent rests.

Tablature Legend

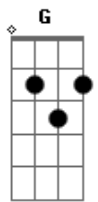
-----  
h - hammer-on  
p - pull-off  
b - bend  
pb - pre-bend  
r - bend release (if no number after the r, then release immediately)  
/\ - slide into or out of (from/to "nowhere")

Generated using Power Tab Editor by Brad Larsen - http://

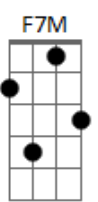
### Acordes



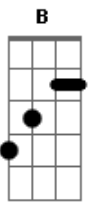
© ukulele-chords.com



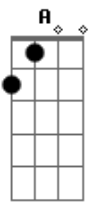
© ukulele-chords.com



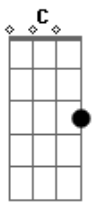
© ukulele-chords.com



© ukulele-chords.com



© ukulele-chords.com



© ukulele-chords.com