

The Pretenders - Day After Day

Tom: C

Track: DAY AFTER DAY
 Written: C. Hynde/J. Honeyman-Scott
 Guitarist: J. Honeyman-Scott
 Transcribed: (ugtc. AT spamgourmet dot com)

Great song, cleverly put together, use a nice rich overdrive with a humbucking treble pickup.

Things to watch out for:

The pseudo syncopation in the main riff (groups of 3 and 2) JHS once attributed this common feature of

early p's (the wait, tattooed love boys), to Hynde's (presumably unintentional) disregard for normal

timing. All notes are even length, but chords are accented at the start of each group.

Also let the notes ring, especially on the broken **Gb11** chord at the end of the main riff and in the

other broken chords.

I have notated the various sections of the song as they appear chronologically but have not indicated

the number of repeats.

I've put in the bizzare outro lead, though im guessing performers wouldnt ever play it, if you want to

turn it into an outro solo, use **A** and **E** chords underneath it.

I've removed the notes durations, they clutter up the tab, but i'll post a powertab version (free

program) that has note durations. The notes in brackets are ties, dont play them!

Played almost exclusively with downstrokes.

Gtr I (E A D G B E)
 Gtr II (E A D G B E)

4/4
 Intro:

Verse 1 - Way up in the sky...

While the dolphins Swim...

Verse 2 - Way up in the sky...

Verse 3 - Round, round, (follwed by piano interlude)

Instrumental bridge - 2 guitars

```

|-----|-----|
|o-----0-----0-----|--0-----0-----|
|-----0-----0-----0-----|-----0-----|
|--5-----4-----2-----|-----0-----7-|
|o-----|-----4-----7-|
|-----|-----7-5-|
|

```

Gtr II

```

|-----|-----|
|o-----|-----3-2-|
|-----2-----4-----|
|--2-----4-----5---|-----|
|o-----|-----|
|-----|-----|

```

```

|-----|-----|
|-----|-----|
|-----|-----|
|--7-----7-7-----|--7-7-----7-7-----|
|--7-4-7-7-7-4-7-|--7-7-4-7-7-7-4-7-|
|--5-5---5-5-5---|--5-5-5---5-5-5---|

```

```

|-----|-----|
|-----|-----|
|-----|-----|
|-----|-----|
|-----|-----|
|-----|-----|

```

```

|-----|-----|
|-----0-----0-----|--0-----0-----|
|-----0-----0-----0-----|-----0-----|
|-5-----4-----2---|-----0-----7-|
|-----|-----4-----7-|
|-----|-----7-5-|

```

```

|-----|-----2-0-|
|-----|-----|
|-----2-----4-----|
|-2-----4-----5---|-----|
|-----|-----|
|-----|-----|

```

```

|-----|-----|
|-----|-----o|
|-----|-----|
|--7-----7-7-----|--7-7-----7-7-----|
|--7-4-7-7-7-4-7-|--7-7-4-7-7-7-4-7-o|
|--5-5---5-5-5---|--5-5-5---5-5-5---|

```

```

|-----|-----||
|-----|-----o|
|-----|-----|
|-----|-----o|
|-----|-----|

```

Verse 4 -Way up in the sky...

Outro -

B000000M!!!

That's it, reasonably accurate i think, please email comments, corrections.

Tablature Legend

h - hammer-on
 p - pull-off
 b - bend

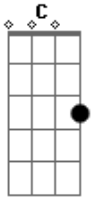
Misc Legend

| - bar
||o - repeat start

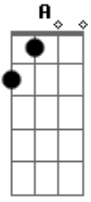
o|| - repeat end

Generated using Power Tab Editor by Brad Larsen - <http://>

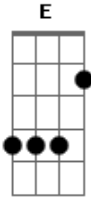
Acordes



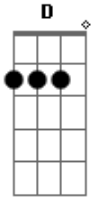
© ukulele-chords.com



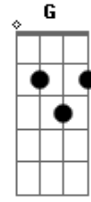
© ukulele-chords.com



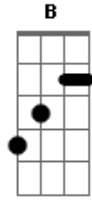
© ukulele-chords.com



© ukulele-chords.com



© ukulele-chords.com



© ukulele-chords.com