

The Palms - Push Off

Tom: Db

(com acordes na forma de C)

Capostrate na 1ª casa

Intro: Am C Dm
Am C Dm

Am C
My world, my God

Dm
If you're going make it

Am
Then it's time that I speak my mind

C Dm
You can't take that away (away)

F Em Dm
So are you going to use me now?

Well you're a motherfucker

Am C Dm
Take this, take that, I can take it

Am
But I might just lose my mind

C Dm
Or my shirt anyway

F Em Dm
And if it all came crashing down

F Em Dm
Just know that it won't bring me down (well)

Am C Dm
Put me on the front lines

Am
As you're sitting on the sidelines

C Dm
Don't think you can play with my mind

Am
'Cause that's all mine

C Dm
While you're slippin' sideways

Am
I've been making my own way

C Dm
Don't think I'll waste no more time

'Cause that's all mine

F Em Dm

'Cause you're a push off

F Em Dm

Go on push off

Am C Dm
Take this, fake that, if you want to make it

Am
Now it's time that I speak my mind

C Dm
You can't take that away

F Em Dm
And if it all came crashing down

F Em Dm
Just know that it comes back around (well)

Am C Dm
Put me on the front lines

Am
As you're sitting on the sidelines

C Dm
Don't think you can play with my mind

Am
'Cause that's all mine

C Dm
While you're slippin' sideways

Am
I've been making my own way

C Dm
Don't think I'll waste no more time

'Cause that's all mine

F Em Dm

'Cause you're a push off

F Em Dm
A little push off

F Em Dm
Go on push off

SOL0: F Em Dm

Am C Dm
Put me on the front lines

Am
As you're sitting on the sidelines

C Dm
Don't think you can play with my mind

Am
'Cause that's all mine

C Dm
While you're slippin' sideways

Am
I've been making my own way


C Dm
Don't think I'll waste no more time

Am
'Cause that's all mine

C Dm
Play with my mind

Acordes

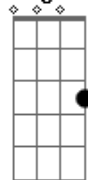
Db



© ukulele-chords.com

Detailed description: A 4-string ukulele fretboard diagram for the Db (D-flat) chord. The strings are numbered 1 to 4 from top to bottom. The 1st string has a bar across the 1st and 2nd frets. The 4th string has a dot at the 3rd fret.

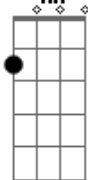
C



© ukulele-chords.com

Detailed description: A 4-string ukulele fretboard diagram for the C (C major) chord. The 1st string has a diamond symbol above the 1st fret. The 2nd string has a diamond symbol above the 2nd fret. The 4th string has a dot at the 3rd fret.

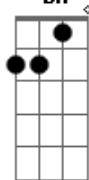
A⁺



© ukulele-chords.com

Detailed description: A 4-string ukulele fretboard diagram for the A+ (A major add9) chord. The 1st string has a diamond symbol above the 1st fret. The 2nd string has a diamond symbol above the 2nd fret. The 3rd string has a dot at the 1st fret. The 4th string has a dot at the 2nd fret.

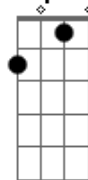
D⁺



© ukulele-chords.com

Detailed description: A 4-string ukulele fretboard diagram for the D+ (D major add9) chord. The 1st string has a diamond symbol above the 1st fret. The 2nd string has a dot at the 1st fret. The 3rd string has a dot at the 2nd fret. The 4th string has a dot at the 3rd fret.

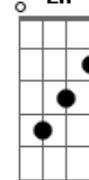
F



© ukulele-chords.com

Detailed description: A 4-string ukulele fretboard diagram for the F (F major) chord. The 1st string has a diamond symbol above the 1st fret. The 2nd string has a dot at the 1st fret. The 4th string has a dot at the 2nd fret.

E⁺



© ukulele-chords.com

Detailed description: A 4-string ukulele fretboard diagram for the E+ (E major add9) chord. The 1st string has a diamond symbol above the 1st fret. The 2nd string has a dot at the 1st fret. The 3rd string has a dot at the 2nd fret. The 4th string has a dot at the 3rd fret.