

The Outfield - 61 Seconds

4-string bass, standard tuning

4/4 time

Intro: Verse 1:

G:-----|-----|-----|-----|-----|-----|-----|-----|
 ---|-----|
 D:-----|-----|-----|-----|-----|-----|-----|-----|
 ---|-----|
 A:-----|-----|-----|-----|
 |5-5-5-5|5-5-5-5|5-5-5-5|5-5-5-5|
 E:----12\|0-0-0-0|0-0-0-0|0-0-0-0|0-0-0-0|-----|-----|-----|
 ---|-----|

Verse 2:

A D
 G:-----|-----|-----|-----|-----|-----|-----|-----|
 ---|
 D:-----|-----|-----|-----|-----|-----|-----|-----|
 ---|
 A:-----|-----|-----|-----|
 |5-5-5-5|5-5-5-5|5-5-5-5|5-5-5-5|h7\0|
 E:5-5-5-5|5-5-5-5|5-5-5-5|5-5-5-5|-----|-----|-----|
 ---|

Verse 1 "Without a word..."
 Verse 2 "If you stared at me..."
 Verse 1 "Sixty one seconds..."
 Verse 2 "For the 9 to 5 man..."

Chorus:

"Yay-eah, there's a clock..."

E Eb
 G:-----|-----|-----|-----|-----|-----|-----|-----|
 ---|
 D:-----|-----|-----|-----|-----|-----|-----|-----|
 ---|
 A:7-7-7-7|7-7-7-7|7-7-7-7|7-7-7-7|6-6-6-6|6-6-6-6|6-6-6-6|6-6-6-6|
 6-6|
 E:-----|-----|-----|-----|-----|-----|-----|-----|
 ---|
 D A
 G:-----|-----|-----|-----|-----|-----|-----|-----|
 ---|
 D:-----|-----|-----|-----|-----|-----|-----|-----|
 ---|
 A:5-5-5-5|5-5-5-5|5-5-5-5|5-5-5-5|-----|-----|-----|-----|
 ---|--7-7-7\0|
 E:-----|-----|-----|5--
 -5-5|5-5-5-5|5-5-5-5|5-5-5-5|

Verse 1 "To wake up..."
 Verse 2 "I don't drive..."
 Verse 1 "Sixty one seconds..."
 Verse 2 "For the 9 to 5 man..."

Chorus (Repeat 2x)

Bridge Part 1:

"Whoa oh oh..."

B B F#E C#B
 G:-----|-----|-----|
 D:-----|-----|4-2-
 A:2-----|2-----|4-2|
 E:-----|-----|

Bridge Part 2 (Repeat 2x):

A B D A D B A B Db B B B C#B
 A B
 G:-----|-----|-----|-----|-----|-----|-----|-----|
 ---|-----|
 D:-----|-----|-----|-----|-----|-----|-----|-----|
 ---|-----|
 A:----0-0|0-0-0-0|5--0-0|0-0-0-0|5--?2-2|0-2---4|2---2-2|4-2-
 ---|0-2-
 E:-----|-----|-----|-----|-----|-----|-----|-----|

---|-----|

Verse 1
 Verse 2
 Verse 1

Bass Riff:

G:-----|-----|
 D:7-5-
 A:---7-5|
 E:-----|7-5-
 ---|

Verse 2

Chorus (Repeat 2x) [emphasize Eb the second time through]

Outro Part 1 (Repeat 6x):

B B Gb E Eb E Eb E
 G:-----|-----|-----|-----|-----|
 D:-----|-----|4--2-|1--2-|1--2-|
 A:2-----|2-----|-----|-----|-----|
 E:-----|-----|-----|-----|-----|

Outro Part 2:

A A Gb E Eb E Eb E
 G:-----|-----|-----|-----|-----|
 D:-----|-----|4--2-|1--2-|1--2-|
 A:0-----|0-----|-----|-----|-----|
 E:-----|-----|-----|-----|-----|

Outro Part 3:

E E Gb E Eb E Eb E
 G:-----|-----|-----|-----|-----|
 D:-----|-----|4--2-|1--2-|1--2-|
 A:0-----|0-----|-----|-----|-----|
 E:0-----|0-----|-----|-----|-----|

Outro Part 1 Variation (Repeat 2x):

B B Gb E Eb E Eb E
 G:-----|-----|-----|-----|-----|
 D:-----|9-
 A:2-----|4--2-|1--2-|1--2-|
 E:-----|-----|-----|-----|-----|

Outro Part 2

Outro Part 3 (play last part slower)

Outro Part 4:

B B A
 G:-----|-----|-----|
 D:-----|-----|-----|
 A:2-2-2...2/14-14-14...14\12-12-12...12/14-14-14...14\5/14-14-
 14...|
 E:-----|-----|-----|

B D B D B D B D B B

G:-----|-----|
 D:-----|-----|
 A:14h16-14h16-14h16-14h16...14---14\0|
 E:-----|-----|

Notes:

Another easy to play rocker. Use a pick with up & down strokes.

Play A:|h7\0| when changing from Verse 2 to Verse 1 where noted.

Play A:|--7-7-7\0| for last measure first time through Chorus.

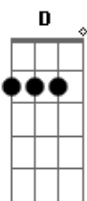
Tabbed 8/9/2007 by Scott Herzog at . Email with corrections or comments.

/ = slide up
 \ = slide down
 h = hammer on

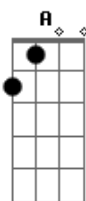
Acordes



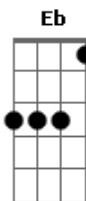
© ukulele-chords.com



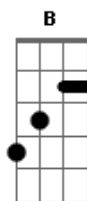
© ukulele-chords.com



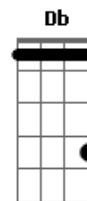
© ukulele-chords.com



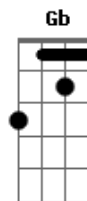
© ukulele-chords.com



© ukulele-chords.com



© ukulele-chords.com



© ukulele-chords.com