

The Kooks - See The World Acoustic

Tom: A

```
=====
=====
```

Kooks Behind closed doors acoustic performance of See the World.

<http://?v=BWBM5tWYiLM>
(7 minutes forward into the video)

This is how Luke and Hugh play it in the lift. I prefer playing the A chord in the intro and verse normally as (x0222x). Just makes life easier.

And I haven't put down all of Hughs lead parts, but most of its there.

Standard Tuning.

```
=====
Chords used:
=====
```

```
G          3200x3
A          540xxx
A(v2)     5422xx
Bm         x24432
G7Msus4   x5453x
A(v3)     x02220
D          xx0232
Em        022000
E         022100
Fm        244222
```

```
=====
I've tried to show what both Luke and Hugh play in this tab.
The chords
in brackets above the tab are what Luke plays over Hughs lead.
=====
```

Strumming Pattern not shown.

Intro: & Verse: (Hugh Lead)

(G) (A) (G) (A) (Bm) (Av2) (Bm) (Av2)

Verse: (Luke Rhythm)

```
G          A          G
Do you want to see the world?
A          Bm
Do you want to see the world?
A(v2)     Bm
Do you want to see the world?
A(v2)     G
In a different way, yeah
```

Pre-Chorus: (Both Guitars)

Before Going into the Pre-chorus Hugh plays over the G chord with:

```
e|--10---|
```

Acordes

```
B|--12---|
G|--x----|
D|--x----|
A|--10---|
E|-----|
```

```
G A(v3) Em          Bm
I remember how we used to sing
D          G
Writing poems in your bed sit
E
Finding time to be the passenger
G7Msus4
But there you are you never saw me leave
```

Chorus: (Both Guitars)

```
G7Msus4          G
But there you go you're sailing away
Bm
And you know
G
You never come away
Bm
Yeah but you should
G
You never lie to me
Bm
Yeah but I will
G
Never come away
Bm
Yeah but you should
```

Solo: (Strumming Not Shown)

(G , A , G , A , Bm , Av2 , Bm , Av2)

Verse x1

Pre-chorusx1

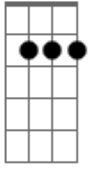
Chorus 2: (Both Guitars)

```
G7Msus4
G
But there you were you're sailing away, there you
were!
Bm
Noooo oh No
G
You never come away
Bm
Yeah but you should
G
You never lie to me
Bm
Yeah but I will
G
Never come away
Bm
Yeah but you should
```

Outro: (Strumming Not Shown)

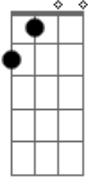
(G) (Gbm) (Bm)

G7M



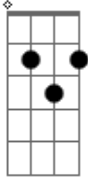
© ukulele-chords.com

A



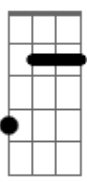
© ukulele-chords.com

G



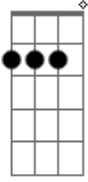
© ukulele-chords.com

Bb



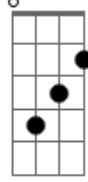
© ukulele-chords.com

D



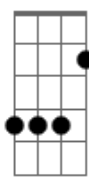
© ukulele-chords.com

Eb



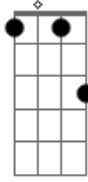
© ukulele-chords.com

E



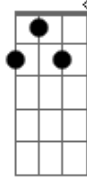
© ukulele-chords.com

Fb



© ukulele-chords.com

Gb



© ukulele-chords.com