


```

| | -0-----| -0-----|
| |-----|-----|
| |-----|-----|
| |-----|-----|
| |-----|-----|

```

fill 7

```

| |-----|-----|
| |-----|-----|
| |-----|-----|
| |-----|-----|
| |-----|-----|

```

```

| | -10-----10-----12-10\|-----|
| |-----|-----|
| |-----|-----|
| |-----|-----|
| |-----|-----|

```

```

| |-----12-----14-----14----|-----|
| |-----12-----12-----12-----|-----|
| |-----|-----|
| |-----|-----|

```

Rhythm Figure 3

```

| |-----|-----|
| |-----|-----|
| |-----|-----|
| |-----|-----|
| |-----|-----|

```

```

| |-----12-----12-----14-|-----12-----12-|
| |-----12-----12-----12-|-----12-----9-12-----12-|
| |-----|-----|
| |-----|-----|

```

```

| |-----|-----|
| |-----|-----|
| |-----|-----|
| |-----|-----|
| |-----|-----|

```

```

| |-----12-----12-----14-|-----12-----b-----12-|
| |-----12-----12-----12-|-----12-----9-12-----12-|
| |-----|-----|
| |-----|-----|

```

```

| |-----|-----|
| |-----|-----|
| |-----|-----|
| |-----|-----|
| |-----|-----|

```

```

| | -/5-----5-----5---| -0-----|
| |-----|-----|
| |-----|-----|
| |-----|-----|

```

```

| |-----12-|-----14-----|
| |-----12-----14-----|-----12-----|
| |-----12-----12-----12-----|-----12-----12-|
| |-----|-----|

```

```

-|-----|-----|
-|-----|-----|
-|-----|-----|

```

end Rhy.Fig.3

```

| |-----|-----|
| |-----|-----|
| |-----|-----|
| |-----|-----|
| |-----|-----|
| |-----|-----|
| |-----|-----|
| |-----|-----|
| |-----|-----|
| |-----|-----|

```

Rhythm Figure 4:
/\ /\ /\ /\ /\

Fill 8:

```

| | | | | | | | | | | | | | | |

```

Fill 9:

end Fill 9

Fill 10:

Hold bend

end Fill 10

Fill 11:

4. end Fill 11

Fill ending:

4. end Fill ending

```

| |-----b-----|-----x-----|
| |-----3-3-2-3-|-----x-3-----|
| |-----|-----|-----0-----|
| |-----|-----|-----x-----|
| |-----|-----|-----|-----|
| |-----|-----|-----|-----|
| |-----|-----|-----|-----|
| |-----|-----|-----|-----|
| |-----|-----|-----|-----|
| |-----|-----|-----|-----|

```

Intro: 2x Rhy.Fig1
fill 1
1/2 x Rhy.Fig1
fill 2
2x (Fill 3 Rhy.Fig2)

Rhy.Fig1:
I realy ..
I realy

Fill 4:
Just ..

Fill 5
And I ..
Now ..

2x (Rhy.Fig1 Rhy.Fig2):
Yeah ..

3x Fill 6A Fill 6B
So I'm ...
And ..
as I ..
And ..
I ...

Fill 7:
but ..
And ..

Rhy.Fig1Rhy.Fig2:
So ..

Rhy.Fig3:
Falling ..
And ..
And ..
And ..

4x Rhy.Fig4:
And ..
Just ..
Yeah ..

2x (Rhy.Fig 1 Rhy.Fig 2)

3x Fill 6A Fill 6B
And ..
and ..
and ..
and ..

Fill 7:
And ..
and ..

Rhy.Fig1Rhy.Fig2:
So ..

Rhy.Fig 3
Yeah, ..
And i ..
And I ..
Why ..

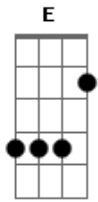
4x Rhy.Fig4
pouring ..
keep ..
and the ..

Fill 8
1/2x (Rhy.Fig 2 Rhy.Fig 1)
Fill 8
1/2x (Rhy.Fig 2 Rhy.Fig 1)

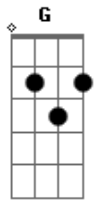
Fill 9:
I ..
This ..
I just ..
I say ..
And all ..

Rhy.Fig 2 till end
(Fill 10:
And all ..
Oh I ..
and ..
and ..
and ..
Fill 11
Fill ending
)

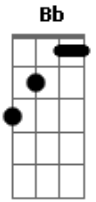
Acordes



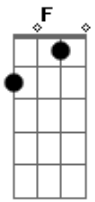
© ukulele-chords.com



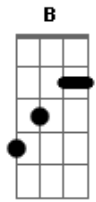
© ukulele-chords.com



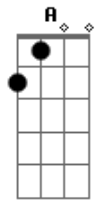
© ukulele-chords.com



© ukulele-chords.com



© ukulele-chords.com



© ukulele-chords.com