

The Cure - 10-15 Saturday Night

Tom: A

#This file is the author's own work and represents their interpretation of the #
#song. You may only use this file for private study, scholarship, or research. #

Intro: , Guitar 1:

	F	Em	Dm	Em
e	8	7	5	7
b	10	8	6	8
g	10	9	7	9
d	10	9	7	9
a	8	7	5	7
e	x	x	x	x

With the Rythm you can get from the song.
I also think these chords are also a bit for than just straight minor/major chords. Anyone who knows better please contact me. 8)

Guitar 2:

Here, I won't vouch for the timing on the second , and I can't be bothered working it out fully. btw, the 's me harmonic.

Bass:

Just does a D note.

Next bit:

Guitar 2: tacet

Guitar 1:

	Am	Am	Am	Am	G	G	G	G

repeat 2 times.

	Am	Am	Am	Am	G	G	G	G

	Am	Am	G	G
e	5	5	3	3
b	5	5	3	3
g	5	5	4	4
d	7	7	5	5
a	7	7	5	5
e	5	7	3	5

Bass:

--	--	--

repeat 2 times.

--	--	--

Verse Bit:

Guitar 2:

Acordes

	F	Em
e	1	7
b	1	8
g	2	9
d	3	9
a	3	7
e	1	x

repeats.

Bass:

repeat.

--	--	--

--	--	--

TRIPLETS

--	--	--

Here, I won't vouch for the timing on the second , and I can't be bothered working it out fully. btw, the 's me harmonic.

Back to the intro, with bass, and guitar on harmonics.

For the solo, the bit during the Am - G is:

--	--	--

repeat 2 times.

--	--	--

Then with the F - Em bit, just go a little crazy, with lots of heavy overdrive, and lots of use of the whammy bar.

The bass solo is this;

--	--	--

--	--	--

--	--	--

repeat.

Then the harmonics return, but like this:

--	--	--

repeat, then end, with the bass doing a volume swell on a D.

Transcribed by Matthew Green.

"Oh, I never wanted this. Now everything is destroyed."



© ukulele-chords.com



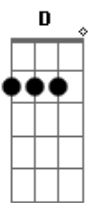
© ukulele-chords.com



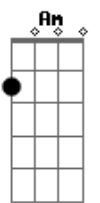
© ukulele-chords.com



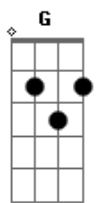
© ukulele-chords.com



© ukulele-chords.com



© ukulele-chords.com



© ukulele-chords.com