

# The Beatles - When I'm Sixty-Four

Tom: D

(intro) D (D A7 D )

D A  
When I get older losing my hair, many years from now!

D  
Will you still be sending me a valentine, birthday greetings,  
bottle of wine

D D7 G  
If I'd been out till a quarter to three, would you lock the  
door?

Gm F A Bm Em A7  
(D A7 D )  
Will you still need me, will you still feed me? When I'm sixty  
four!

Bm A Bm

Bm Gbm Bm  
You'll be older too

Em G A D  
And if you say the word, I could stay with you!

D A  
I could be handy mending a fuse when your lights have gone

D  
You can knit a sweater by the fireside, Sunday mornings, go for  
a ride!

D D7 G  
Doing the garden, digging the weeds, who could ask for more?

Gm F A Bm Em A7  
(D A7 D )  
Will you still need me? Will you still feed me? When I'm sixty  
four!

Bm A Bm

Every summer we can rent a cottage in the Isle of Wight, if  
it's not too dear

Bm Gbm Bm  
We shall scrimp and save

Em G A D  
Grandchildren on you knee, Vera, Chuck, and Dave

D A  
Send me a postcard, drop me a line, stating point of view

D  
Indicate precisely what you mean to say, yours sincerely,  
wasting away!

D D7 G  
Give me your answer, fill in a form, mine forever more!

Gm F A Bm Em A7  
(D A7 D )  
Will you still need me? Will you still feed me? When I'm sixty  
four!

Bm A Bm

OBS 1: Os acordes que estão entre parênteses não chegam a  
ficar 1 compasso.

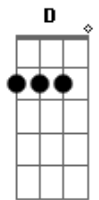
Eles são tocados rapidamente usando somente o polegar.  
(Como pode se observar nesta música e em Maxwell's  
Silver Hammer)

OBS 2: Na versão original esta música é tocada na tonalidade  
de Ré Bemol Maior.

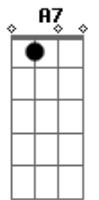
Só coloquei esta música em Ré porque achei que seria mais  
fácil tocá-la assim.

(para aqueles que preferem tocar a música no tom original  
recomendo que afinem seu violão ou  
guitarra em Mi Bemol (ao invés de Mi que é o padrão) e então  
com o instrumento em Mi Bemol toque a  
música como sendo em Ré

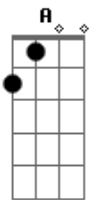
## Acordes



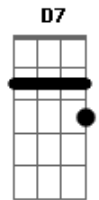
© ukulele-chords.com



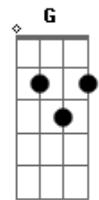
© ukulele-chords.com



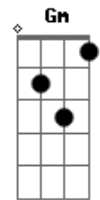
© ukulele-chords.com



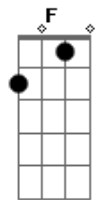
© ukulele-chords.com



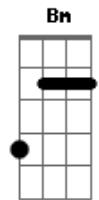
© ukulele-chords.com



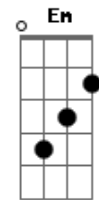
© ukulele-chords.com



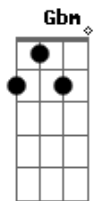
© ukulele-chords.com



© ukulele-chords.com



© ukulele-chords.com



© ukulele-chords.com