

The Beatles - 1967-1970 Disc 1 (album)

Tom: **A**

(acordes na forma do tom **G**)
Capostrate na 2ª casa

Strawberry Fields Forever

There are two other versions of this in the archives, but none are in the right key. I thought a great song such as this deserved a proper tab in the archives.

Because the recording of this song involved a lot of playing around with tape speeds, you need to tune down your guitar by a whole step.

So instead of tuning your bottom string to E, tune to D, then tune the other strings to this by playing at the 5th/4th fret (you know the routine ...)

You should end up tuned to DGCFA D.

This means that the song is based on the **C** chord for the guitar, but it ends up being in the key of Bb.

I've tried to give a guitar part that does justice to all the things that are going on in the song. For the first bit it's fairly straight forward since the song has a guitar playing herE|- but later on I've tried to tab out a guitar version of what the cellos and trumpets are doing.

Of course you can't play all of the song on just one guitar - but you can do a pretty good job. I've written the chords above each line of tab if you just want to strum along, and the words are underneath the line of tab.

Intro: -----

This is played on the mellotron, but you can do it fairly easily on guitar.

G G7M G7 Am G F C

Chorus :

C Gm7

Let me take you down cos' I'm going to Strawberry fields

A7

Nothing is real

F A7

And nothing to get hung about

F C

Strawberry fields forever

Verse 1:

G G7M G7

Living is easy with eyes closed

Am Am F

Misunderstanding all you see

F G C G Am Am

It's getting hard to be someone but it all works out

F G F C

It doesn't matter much to me

Chorus :

C Gm (no chord)

Let me take you down cos' I'm going to Strawberry fields

(no chord)

Nothing is real

F G A7

And nothing to get hung about

F C

Strawberry fields forever

Linking phrase :

This is the little downwards scale played on a harp-like instrument.
Leave all strings to sustain as much as possible.

Verse 2:

G G7M G7

Noone I think is in my tree

Am Am7 F

I mean it must be high or low

F G C Am Am

That is you can't you know tune in but it's alright

F G F C

That is I think it's not too bad

Chorus :

C Gm

Let me take you down cos I'm going to

Gm

Strawberry fields Nothing is real

F G A

And nothing to get hung about

F C

Strawberry fields forever

Linking phrase :

Verse 3:

G G7M G7

Always, no, sometimes think it's me

Am Am7 F

But you know I know when it's a dream

F G C Am Am

I think a no I mean a yes but it's all wrong

F G7 F C

That is I think I disagree

Chorus :

C Gm
Gm7

Let me take you down cos' I'm going to Strawberry fields

A7

Nothing is real

F G A7

And nothing to get hung about

F C Am7 F C

Strawberry fields forever Strawberry fields forever

F G F

Strawberry fields forever

Fade out over a chord of C

(cellos) (elec. gtr)

(harp-thing)

Penny Lane

1

In Penny Lane there is a barber showing photographs
E7 A A Gbm7 A D E7sus4
Of every head he's had the pleasure to know.
Am A A Gbm7 A Am
And all the people that come and go
E7sus4 E7 E7sus4 E7
Stop and say hello.

2

On the corner is a banker with a motorcar,
E7 A A Gbm7 A Am
The little children laugh at him behind his back.
Am F7M
And the banker never wears a mack
E7sus4 E7 D
In the pouring rain, very strange.

Middle Eight

G G C2 C
Penny Lane is in my ears and in my eyes.
G G C2
There beneath the blue suburban skies
E
I sit, and meanwhile back

3

In Penny Lane there is a fireman with an hourglass
E7 A A Gbm7 A Am E7sus4
And in his pocket is a portrait of the Queen.
Am F7M
He likes to keep his fire engine clean,
E7sus4 E7 E7sus4 E7
It's a clean machine.

Solo

A A Gbm7 A D E7sus4 E7
A A Gbm7 A Am Am F7M
E7sus4 E7 D

Middle Eight

G G C2 C G
Penny Lane is in my ears and in my eyes.
G C2
A four of fish and finger pies
E
In summer, meanwhile back

4

Behind the shelter in the middle of a roundabout
E7 A A Gbm7 A Am
The pretty nurse is selling poppies from a tray
Am F7M

And tho' she feels as if she's in a play

E7sus4 E7 E7sus4 E7

She is anyway.

5

A A Gbm7 A D E7sus4

In Penny Lane the barber shaves another customer,

E7 A A Gbm7 A Am

We see the banker sitting waiting for a trim.

Am F7M

And then the fireman rushes in

E7sus4 E7 D

>From the pouring rain, very strange.

Middle Eight

G G C2 C

Penny lane is in my ears and in my eyes.

G G C2

There beneath the blue suburban skies

E

I sit, and meanwhile back.

Coda

A D
Penny lane is in my ears and in my eyes.

A D
There beneath the blue suburban skies,

A

Penny Lane.

You can see the chords in the tab below.

It is based on the piano work a walking bass in which I've tried to stick to the original as much as possible.

(Use a capo on the second fret)

Verse1

A A Gbm7 A D (no3) E7sus4 E7

e|-----2-----2-----1-----1-----|2-----2-----1-----1-----
---|
D|0-----0-----0-----0-----|0-----0-----0-----0-----
---|
A|-----|-----|-----|-----|
---|
E|0-----0-----0-----0-----|0-----0-----0-----0-----
---|
B|2-----2-----2-----2-----|0-----0-----0-----0-----
---|
G|2-----2-----2-----2-----|2-----2-----2-----1-----
---|
D|2-----2-----2-----2-----|0-----0-----0-----0-----
---|
A|0-----|-----2-----|-----|-----|
---|
E|-----4-----2-----0-----|-----0-----0-----0-----
-4-|

A A Gbm7 A Am

e|-----0-----0-----0-----0-----|0-----0-----0-----0-----
---|
B|2-----2-----2-----2-----|1-----1-----1-----1-----
---|
G|2-----2-----2-----2-----|2-----2-----2-----2-----
---|
D|2-----2-----2-----2-----|2-----2-----2-----2-----
---|
A|0-----|-----0-----|-----|-----|
---|
E|-----4-----2-----0-----|-----|-----|-----|
---|

Am F7M

e|0-----0-----0-----0-----|0-----0-----0-----0-----
---|
B|1-----1-----1-----1-----|1-----1-----1-----1-----
---|
G|2-----2-----2-----2-----|2-----2-----2-----2-----
---|
D|2-----2-----2-----2-----|2-----2-----2-----2-----
---|
A|-----|-----|-----|-----|
---|
E|2-----|-----1-----|-----|-----|
---|

E7sus4 E7 E7sus4 E7

e|0-----0-----0-----0-----|0-----0-----0-----0-----
---|
B|0-----0-----0-----0-----|0-----0-----0-----0-----
---|

G|2-----2-----1-----1-----|2-----2-----1-----1-----
---|
D|0-----0-----0-----0-----|0-----0-----0-----0-----
---|
A|-----|-----|-----|-----|
---|
E|0-----0-----0-----0-----|0-----0-----0-----0-----
---|

Verse2

A A Gbm7 A D E7sus4 E7

e|-----|-----|-----|-----|
---|
B|2-----2-----2-----2-----|0-----0-----0-----0-----
---|
G|2-----2-----2-----2-----|2-----2-----2-----1-----
---|
D|2-----2-----2-----2-----|0-----0-----0-----0-----
---|
A|0-----|-----2-----|-----|-----|
---|
E|-----4-----2-----0-----|-----0-----0-----0-----
---|

A A Gbm7 A Am

e|-----0-----0-----0-----0-----|0-----0-----0-----0-----
---|
B|2-----2-----2-----2-----|1-----1-----1-----1-----
---|
G|2-----2-----2-----2-----|2-----2-----2-----2-----
---|
D|2-----2-----2-----2-----|2-----2-----2-----2-----
---|
A|0-----|-----0-----|-----|-----|
---|
E|-----4-----2-----0-----|-----|-----|-----|
---|

Am F7M

e|0-----0-----0-----0-----|0-----0-----0-----0-----
---|
B|1-----1-----1-----1-----|1-----1-----1-----1-----
---|
G|2-----2-----2-----2-----|2-----2-----2-----2-----
---|
D|2-----2-----2-----2-----|2-----2-----2-----2-----
---|
A|-----|-----|-----|-----|
---|
E|2-----|-----1-----|-----|-----|
---|

E7sus4 E7 D

e|0-----0-----0-----0-----|2-----2-----2-----2-----
---|
B|0-----0-----0-----0-----|3-----3-----3-----3-----
---|
G|2-----2-----1-----1-----|2-----2-----1-----1-----
---|
D|0-----0-----0-----0-----|0-----4-----4-----0-----
---|
A|-----|-----0-----|-----|-----|
---|
E|0-----0-----0-----0-----|-----|-----|-----|
---|

Middle eight

G G

e|-----|-----|-----|-----|
---|
B|3-----3-----3-----3-----|3-----3-----3-----3-----
---|
G|0-----0-----0-----0-----|0-----0-----0-----0-----
---|
D|0-----0-----0-----0-----|0-----0-----0-----0-----
---|
A|-----|-----2-----2-----|-----|-----|
-2-|
E|3-----3-----3-----3-----|-----|-----|-----|
---|

C2 C

e|-----|-----|-----|-----|
---|
B|3-----3-----3-----3-----|3-----3-----3-----3-----
---|

```

---|
G|0-----0-----0-----|0-----0-----0-----0---
---|
D|-----0-2-3-|2-----2-----2-----2---
---|
A|3-----3-----|3-----3-----
---|
E|-----|-----3-----3-----
---|

```

G

```

e|-----|-----
---|
B|3-----3-----3-----|3-----3-----3-----3---
---|
G|0-----0-----0-----|0-----0-----0-----0---
---|
D|0-----0-----0-----|0-----0-----0-----0---
---|
A|-----0-2-|2-----2-2-3-
-2-|
E|3-----3-3-----|-----
---|

```

C2

```

e|-----|-----
---|
B|3-----3-----3-----|0-----0-----0-----0---
---|
G|0-----0-----0-----|1-----1-----1-----1---
---|
D|2-----2-----2-----|2-----2-----2-----2---
---|
A|3-----3-----3-----|2-----
---|
E|-----3-----|-----4-----0-----
---|

```

Verse3

A A Gbm7 A D E7sus4 E7

```

e|-----|-----
---|
B|2-----2-----2-----|0-----0-----0-----0---
---|
G|2-----2-----2-----|2-----2-----2-----1---
---|
D|2-----2-----2-----|0-----0-----0-----0---
---|
A|0-----|-----2-----
---|
E|-----4-----2-----0-----|-----0-----0-----0---
---|

```

A A Gbm7 A Am

```

e|-----|0-----0-----0-----0---
---|
B|2-----2-----2-----|1-----1-----1-----1---
---|
G|2-----2-----2-----|2-----2-----2-----2---
---|
D|2-----2-----2-----|2-----2-----2-----2---
---|
A|0-----|0-----
---|
E|-----4-----2-----0-----|-----
---|

```

Am F7M

```

e|0-----0-----0-----0-----|0-----0-----0-----0---
---|
B|1-----1-----1-----|1-----1-----1-----1---
---|
G|2-----2-----2-----|2-----2-----2-----2---
---|
D|2-----2-----2-----|2-----2-----2-----2---
---|
A|-----|-----
---|
E|2-----|1-----
---|

```

E7sus4 E7 E7sus4 E7

```

e|0-----0-----0-----|0-----0-----0-----0---
---|
B|0-----0-----0-----|0-----0-----0-----0---
---|

```

```

G|2-----2-----1-----1-----|2-----2-----1-----1---
---|
D|0-----0-----0-----|0-----0-----0-----0---
---|
A|-----|-----
---|
E|0-----0-----0-----|0-----0-----0-----0---
---|

```

Solo

A A Gbm7 A D E7sus4 E7

```

e|-----|-----
---|
B|2-----2-----2-----|0-----0-----0-----0---
---|
G|2-----2-----2-----|2-----2-----2-----1---
---|
D|2-----2-----2-----|0-----0-----0-----0---
---|
A|0-----|-----2-----
---|
E|-----4-----2-----0-----|-----0-----0-----0---
---|

```

A A Gbm7 A Am

```

e|-----|0-----0-----0-----0---
---|
B|2-----2-----2-----|1-----1-----1-----1---
---|
G|2-----2-----2-----|2-----2-----2-----2---
---|
D|2-----2-----2-----|2-----2-----2-----2---
---|
A|0-----|0-----
---|
E|-----4-----2-----0-----|-----
---|

```

Am F7M

```

e|0-----0-----0-----|0-----0-----0-----0---
---|
B|1-----1-----1-----|1-----1-----1-----1---
---|
G|2-----2-----2-----|2-----2-----2-----2---
---|
D|2-----2-----2-----|2-----2-----2-----2---
---|
A|-----|-----
---|
E|2-----|1-----
---|

```

E7sus4 E7 D

```

e|0-----0-----0-----|-----
---|
B|0-----0-----0-----|3-----0-----
---|
G|2-----2-----1-----1-----|2-----2-----
---|
D|0-----0-----0-----|0-----0-----4-----0---
---|
A|-----|-----0-----
---|
E|0-----0-----0-----|-----
---|

```

Middle eight

G G

```

e|-----|-----
---|
B|3-----3-----3-----|3-----3-----3-----3---
---|
G|0-----0-----0-----|0-----0-----0-----0---
---|
D|0-----0-----0-----|0-----0-----0-----0---
---|
A|-----|2-----2-----0-----
-2-|
E|3-----3-----3-----|-----3-----
---|

```

C2 C

```

e|-----|-----
---|
B|3-----3-----|3-----3-----3-----3---

```

```

---|
G|0-----0-----0-----|0-----0-----0---
---|
D|-----0-2-3-|2-----2-----2-0---
---|
A|3-----3-----|3-----3-----3---
-3-|
E|-----|-----
---|

```

G

```

e|-----|-----
---|
B|3-----3-----3-----|3-----3-----3---
---|
G|0-----0-----0-----|0-----0-----0---
---|
D|0-----0-----0-----|0-----0-----0---
---|
A|-----2-----|2-----2-----2---
---|
E|3-----3-----|-----
---|

```

C

```

e|-----|-----
---|
B|1-----3-----3-----|0-----0-----0---
---|
G|0-----0-----0-----|1-----1-----1---
---|
D|2-----2-----2-----|2-----2-----2---
---|
A|3-----3-----3-----|2-----
---|
E|-----3-----|-----4-----0---
---|

```

Verse4

A A Gbm7 A D E7sus4 E7

```

e|-----|-----
---|
B|2-----2-----2-----|0-----0-----0---
---|
G|2-----2-----2-----|2-----2-----2---
---|
D|2-----2-----2-----|0-----0-----0---
---|
A|0-----|-----2-----
---|
E|-----4-----2-----0-----|-----0-----0---
---|

```

A A Gbm7 A Am

```

e|-----|0-----0-----0-----0---
---|
B|2-----2-----2-----|1-----1-----1---
---|
G|2-----2-----2-----|2-----2-----2---
---|
D|2-----2-----2-----|2-----2-----2---
---|
A|0-----|0-----
---|
E|-----4-----2-----0-----|-----
---|

```

Am F7M

```

e|0-----0-----0-----0-----|0-----0-----0-----0---
---|
B|1-----1-----1-----1-----|1-----1-----1-----1---
---|
G|2-----2-----2-----2-----|2-----2-----2-----2---
---|
D|2-----2-----2-----2-----|2-----2-----2-----2---
---|
A|-----|-----
---|
E|2-----|1-----
---|

```

E7sus4 E7 E7sus4 E7

```

e|0-----0-----0-----0-----|0-----0-----0-----0---
---|
B|0-----0-----0-----0-----|0-----0-----0-----0---
---|

```

```

G|2-----2-----1-----1-----|2-----2-----1-----1---
---|
D|0-----0-----0-----0-----|0-----0-----0-----0---
---|
A|-----|-----
---|
E|0-----0-----0-----|0-----0-----
---|

```

Verse5

A A Gbm7 A D E

```

e|-----|-----
---|
B|2-----2-----2-----|0-----0-----
---|
G|2-----2-----2-----|2-----2-----1-----1---
---|
D|2-----2-----2-----|0-----0-----2-----2---
---|
A|0-----|-----2-----2-----
-2-|
E|-----4-----2-----0-----|-----0-----0---
---|

```

A A Gbm7 A Am

```

e|-----|0-----0-----0-----0---
---|
B|2-----2-----2-----|1-----1-----1-----1---
---|
G|2-----2-----2-----|2-----2-----2-----2---
---|
D|2-----2-----2-----|2-----2-----2-----2---
---|
A|0-----|0-----
---|
E|-----4-----2-----0-----|-----
---|

```

Am F7M

```

e|0-----0-----0-----0-----|0-----0-----0-----0---
---|
B|1-----1-----1-----1-----|1-----1-----1-----1---
---|
G|2-----2-----2-----2-----|2-----2-----2-----2---
---|
D|2-----2-----2-----2-----|2-----2-----2-----2---
---|
A|-----|-----
---|
E|2-----|1-----1-----1-----1---
---|

```

E E D

```

e|-----|-----
---|
B|0-----0-----0-----|3-----0-----
---|
G|2-----2-----1-----1-----|2-----2-----
---|
D|2-----2-----2-----2-----|0-----0-----4-----0---
---|
A|-----2-----|-----0-----
---|
E|0-----0-----0-----0-----|-----
---|

```

Middle eight

G G

```

e|-----|-----
---|
B|3-----3-----3-----|3-----3-----3-----3---
---|
G|0-----0-----0-----|0-----0-----0-----0---
---|
D|0-----0-----0-----|0-----0-----0-----0---
---|
A|-----|2-----2-----2-----0---
-2-|
E|3-----3-----3-----3-----|-----3-----
---|

```

C

```

e|-----|-----
---|
B|3-----3-----3-----|3-----3-----3-----3---

```

```

---|
G|0-----0-----0-----|0-----0-----0-----0---
---|
D|2-----2-----2-----|2-----2-----2-----2---
---|
A|3-----3-----0-----2-|3-----3-----3-----3---
---|
E|-----3-----|-----3-----3-----3-----
-2-|

```

G **G**

```

e|-----|-----
---|
B|3-----3-----3-----|3-----3-----3-----
---|
G|0-----0-----0-----|0-----0-----0-----
---|
D|0-----0-----0-----|0-----0-----0-----
---|
A|-----2-----|2-----2-----2-----2---
---|
E|3-----3-----|-----
---|

```

C **E**

```

e|-----|-----
---|
B|1-----3-----3-----|0-----0-----0-----
---|
G|0-----0-----0-----|1-----1-----1-----
---|
D|2-----2-----2-----|2-----2-----2-----
---|
A|3-----3-----3-----|-----2-----2-----
---|
E|-----|-----4-----0-----
---|

```

Coda

A

```

e|-----|-----
---|
B|2-----2-----2-----|5-----5-----5-----5---
---|
G|2-----2-----2-----|2-----2-----2-----2---
---|
D|2-----2-----2-----|2-----2-----2-----2---
---|
A|0-----0-----0-----|4-----4-----4-----0-4---
---|
E|-----0-----|-----
---|

```

D

```

e|2----- 2----- 2-----|2----- 2----- 2----- 2---
---|
B|3-----3-----3-----|3-----3-----3-----3---
---|
G|2-----2-----2-----|2-----2-----0--2-----2---
---|
D|0-----0-----0-----|0-----2-4-----4--0---
---|
A|-----0-----0-----|-----
---|
E|-----|-----
---|

```

A

```

e|-----|-----
---|
B|2-----2-----2-----|5-----5-----5-----5---
---|
G|2-----2-----2-----|2-----2-----2-----2---
---|
D|2-----2-----2-----|2-----2-----2-----2---
---|
A|0-----0-----0-----0-|4-----4-----4-----0-4---
-0-|
E|-----0-----|-----
---|

```

D

```

e|2----- 2----- 2-----|2----- 2----- 2----- 2---
---|
B|3-----3-----3-----|3-----3-----3-----3---
---|

```

```

G|2-----2-----2-----2---0-|2-----2-----2-----2---
---|
D|0-----0-0---2-4-----|-----4---
---|
A|-----|0-----0-----0-----0---
---|
E|-----|-----2---
---|

```

A

```

e|-----|-----
---|

```

- B** Bend
- R** Release
- / slide up
- \ slide down
- H** hammer-on
- P** pull-off
- ~ vibrato
- harmonic
- x** Mute note
- . - play note like a dot in standard notation
- ties two notes together

Sargent Pepper's Lonely Hearts Club Band

It was twenty years ago today,
 Sgt. Pepper told the band to play
 They've been going in and out of style
 But they're guaranteed to raise a smile.
 So may I introduce to you
 The act you've known for all these years,
 Sgt. Pepper's Lonely Hearts Club Band.
 We're Sgt. Pepper's Lonely Hearts Club Band,
 We hope you will enjoy the show,
 Sgt. Pepper's Lonely Hearts Club Band,
 Sit back and let the evening go.
 Sgt. Pepper's lonely, Sgt. Pepper's lonely,
 Sgt. Pepper's Lonely Hearts Club Band.
 It's wonderful to be here,
 It's certainly a thrill.
 You're such a lovely audience,
 We'd like to take you home with us,
 We'd love to take you home.
 I don't really want to stop the show,
 But I thought that you might like to know,
 That the singer's going to sing a song,
 And he wants you all to sing along.
 So let me introduce to you
 The one and only Billy Shears
 And Sgt. Pepper's Lonely Hearts Club Band.

It was

going in and out of style But they're guaranteed to raise a smile So

may I introduce to you the act you've known for all these years

Sgt. Pepper's Lonely Hearts Club Band

We're

Sgt. Pepper's Lonely Hearts Club Band

We

such a lovely audience We'd like to take you home with us, We'd

hope you will enjoy the show

love to take you home I don't

Sgt.Pepper's Lonely Hearts Club Band
Sit

really want to stop the show, But I thought you might like to know that the

back and let the evening go

singer's going to sing a song and he wants you all to sing along So

Sgt.Pepper's Lonely Hearts Club Band
Sgt. Pepper's Lonely

let me introduce to you the one and only Billy Shears and

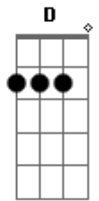
It's Pepper's Lonely Hearts Club Band

Sgt. Pepper's Lonely Hearts Club Band

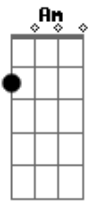
wonderful to be here It's certainly a thrill
You're

(.

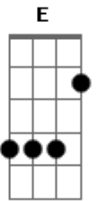
Acordes



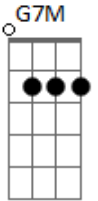
© ukulele-chords.com



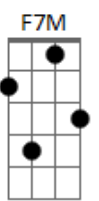
© ukulele-chords.com



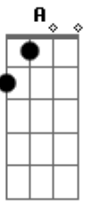
© ukulele-chords.com



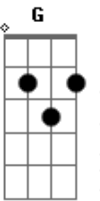
© ukulele-chords.com



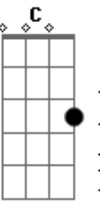
© ukulele-chords.com



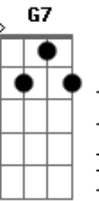
© ukulele-chords.com



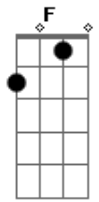
© ukulele-chords.com



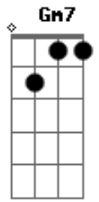
© ukulele-chords.com



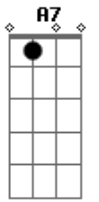
© ukulele-chords.com



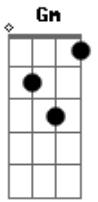
© ukulele-chords.com



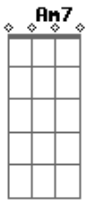
© ukulele-chords.com



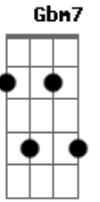
© ukulele-chords.com



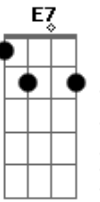
© ukulele-chords.com



© ukulele-chords.com



© ukulele-chords.com



© ukulele-chords.com



© ukulele-chords.com