

Temas de Filmes - Pulp Fiction

Tom: G

Recorded: Dick Dale and the Del-Tones, 1962
 Tabbed: Tom W. Bell , 1995 (with "Team Cowabunga," esp. StratoCossack, helping with the lead guitar, and Rick Weber helping with the trumpet)

h --> hammer-on (and, sometimes, play in same beat)
 p --> pull-off (aka hammer-off) (and, sometimes, play in same beat)
 s --> slide
 # --> rest
 = --> hold note a beat
 1pick --> singlepick
 2pick --> doublepick
 "hu!"; "haa!" --> various shouts

Tempo: Presto con huevos!
 (Doublepick all guitar passages unless otherwise indicated.)

"hu!" "hu!" "haa!"

1pick

singlepick

trumpet solo (2pick all, or 1pick vibrato & 2pick trills):

Guitar, basically repeating the trumpet passage, here tabbed to indicate doublepicking:

hu!hu! hu!

hu!

1pick piano enters

(Piano trills continue for 3 measures)
 (base and rhythm continue for 3 more measures)

Repeat high E-string guitar passage, with piano embellishments.

r>Name: Andrew Rogers
 r>Wg. : Re: REQ: Son of a Preacher Man, Crds, Riffs
 r>
 r>OK, the intro riff is
 r>
 r>(E)
 r>

r>
 r>where the high E's are played with twelfth-fret harmonics.
 r>

r>The chords are
 r>

r> E
 r> Billy Ray was a preacher's son
 r> A E
 r> And when his daddy'd visit he'd come along

When they gathered round and started talking
 That's when Billy would take me walking,
 all through the backyard we'd go walking,
 then he'd looked into my eyes,
 lord knows to my surprise

r>chorus:
 r> E
 The only one who could ever reach me
 r> A E
 Was the son of a preacher man
 r> E
 And the only boy who could ever teach me
 r> A E
 Was the son of a preacher man
 r> E B A
 Yes he was, was, yes he was
 r>
 r> [repeat intro]
 r>
 r> [another verse - something about "bein' good isn't always
 r>easy"]
 Bein' good isn't always easy,
 no matter hard I try,
 when he started sweettalking to me,
 he'd come and tell my everything is allright
 he'd kiss it down and everything's allright
 Can I get away again tonight ?

r> [repeat chorus]
 r>

r>bridge:

r> [A] D
 Oh yes he was
 How will I remember
 r> A
 The look within his eyes
 Stealin' kisses from me on the sly
 r> B7
 Takin' time to make time
 Tellin' me that he's all mine
 r> E
 Learnin' from each other's knowin'

Looking to see how uch we've grown

r>coda [repeat to fade]

And the only one who could ever reach me
 was the son of a preacher man
 The only boy who could ever teach me
 Was the son of a preacher man

Yes he was, he was, oh yes he was

>coda [repeat to fade]

> A
 > The only boy who could ever reach me
 > D
 > Was the sweet-talkin' son of a preacher man

[sort of ad-libbed]

r>-- AWR again (anyone wanna polish up the lyrics and submit it?)

Think I just did it ...

Subject: CRD:Urge overkill/from PF

Here's that "Girl, You'll Be a Woman Soon" tune from Pulp Fiction, in which the Urge OVerkill guy does his best Neil Diamond. Enjoy.

{t:Girl, You'll be a Woman Soon}
 {st:Urge Overkill}

```
{define Eb bass-fret 1 frets x x 4 2 3 2}
```

```
{sot}
{c:Intro}
```

Girl,

You'll be a woman.... soon

```
{eot}
```

(Main Riff - Speedy Tempo)

Gm
I love you so much, can't count all the ways

Gm
I've died for you girl and all I can say is

F
He's not your kind.

Gm
You never get tired of putting me down

Gm
And I'll never know when I'll come around

F **Eb**
But I'm going to fight - Don't let them make up your mind.
Don't you know.....

(CHORUS)

Gm **C** **F** **Gm**
Girl, You'll be a woman soon.

Gm **C** **F** **F**
Please, Come take my hand or
Soon, You'll need a man

Gm

I've been missing you all of my life

Gm

Then someone like him cuts like a knife

F

The boys no good

Gm

Well If I'm finally gone while looking poor

Gm

But they get a chance when off the shore

F

I'm sure they would - I've done all I could..
Now it's up to

(CHORUS)

(CHORUS)

(- Piano Solo -)

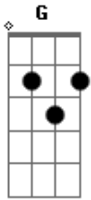
(CHORUS)

(CHORUS)

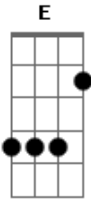
Chords **E A D G B e**
Gm 3 5 5 3 3 3

F 1 3 3 2 1 1

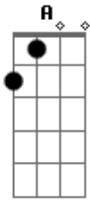
Acordes



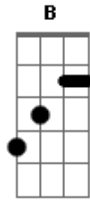
© ukulele-chords.com



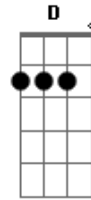
© ukulele-chords.com



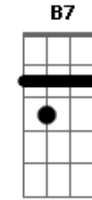
© ukulele-chords.com



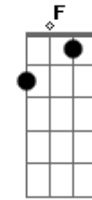
© ukulele-chords.com



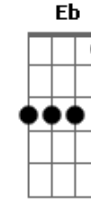
© ukulele-chords.com



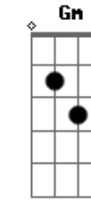
© ukulele-chords.com



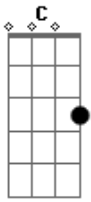
© ukulele-chords.com



© ukulele-chords.com



© ukulele-chords.com



© ukulele-chords.com