

Syd Barrett - Baby Lemonade

Tom: **D**

NOTES:

terminology: x/y slide from x up to y
 hx hammer on to x
 px pull off to x

I have not attempted to indicate rhythm or timing in any way.
 "|" symbols demarcate sections of music and not measures.

For line 4 and 5, finger like so:

----- nth fret

| | | 1 |

| | | 2 | 3

| | | | the third finger only frets when appropriate.

...and so on, moving down one fret at a time until...

repeat this last bar.

Next comes a chord progression which leads into the main part of the song, which is one bar each of:

Bb Db A G D Bb Eb A

Then the verses...

Verse I

Bb
 In the sad town

A
 Cold iron hands clap

D **A**
 The party of clowns outside

D **A**
 Rain falls in grey far away

Bb Eb Bb Ab
 Please, please, baby lemonade

Verse II follows the same chord progression as verse I:

In the evening
 Sun going down when
 The Earth streams in in the morning
 Send a cage through the post
 Make your name like a ghost
 Please, please, baby lemonade

Verse III alters the progression slightly:

Bb
 I'm screaming

A
 I met you this way

D **A**
 You're nice to me like ice

G
 In the clock they sent

D
 Through a washing machine

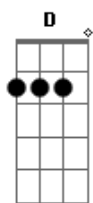
Bb A
 Come around, make it soon, so alone

Bb Eb Bb Ab
 Please, please, baby lemonade

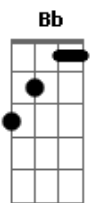
Then comes a guitar solo, which is played over the same chord progression that leads into the verses (**Bb Db A ...**).

After this, verses I and II are repeated, and then the song closes with **Bb Ab** played repeatedly (in the fashion of the end of the verse) with the intro chord progression played over it, which fades out...

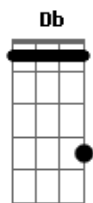
Acordes



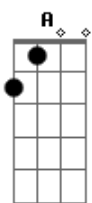
© ukulele-chords.com



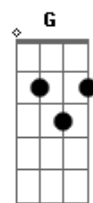
© ukulele-chords.com



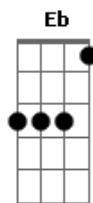
© ukulele-chords.com



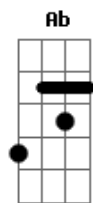
© ukulele-chords.com



© ukulele-chords.com



© ukulele-chords.com



© ukulele-chords.com