

Supertramp - Crime of the Century

Tom: A

Music by Rick Davies and Roger Hodgson
Lyrics by Rick Davies and Roger Hodgson

This tab contains an adaptation from the piano / keyboards and sax, besides all the guitar parts. One of the best tracks from Supertramp.

Verse 1:

Verse 2:

Bridge:

For Verses 3 and 4, Roger plays these chords with volume swells

Guitar Solo:

If you play the chords above the notes in an acoustic, it will sound great.

```

Am                C
Am                C

          Dm Dm Dm
e|-----|-----|
B|-----|-----|
G|6-----10-10-10-----p-|
D|8/12-----|-----10-12|
A|-----|-----|
E|-----|-----|
||-----|-----|
e|-----|-----|
B|-----r-----15|
G|6-----17-----|17---|
D|8/12-----|-----|
A|-----|-----|
E|-alternate line, as in Paris version-----|

```

```

G                C                Em
e|-----|-----|-----|
B|---10-----|---13-----12-----|
G|6-9-12-9-9-|---9-9-9-|
D|8-----|-----|-----|
A|-----|-----|-----|
E|-----|-----|-----|
||-----|-----|
e|---1715-----|---20-----19-----|
B|---17-----17-----|---17-----17-----|
G|6-----|-----|-----|
D|8-----|-----|-----|
A|-----|-----|-----|
E|-alternate line, as in Paris version-----|

```

```

Am
e|-----|-----p-h-|
B|---10-----|-----12-10-12|
G|6-----|-----|-----|
D|8-----|-----|-----|
A|-----|-----|-----|
E|-----|-----|-----|
||-----|-----p h |

```

```

e|---17-----|-----19-17-19|
B|-----|-----|-----|
G|6-----|-----|-----|
D|8-----|-----|-----|
A|-----|-----|-----|
E|-alternate line, as in Paris version-----|

```

```

C                Em                Am
e|-----|-----p-|
B|---13-----12-----|---10-----10-8-|
G|6-----9-9-9-|-----9-|
D|8-----|-----|-----|
A|-----|-----|-----|
E|-----|-----|-----|
||-----|-----|
e|---20-----19-----|---17-----17-15-|
B|-----17-----17-----|-----17-----|
G|6-----|-----|-----|
D|8-----|-----|-----|
A|-----|-----|-----|
E|-alternate line, as in Paris version-----|

```

```

Em                Am
e|-----|-----|
B|-----|-----|
G|6\7-----\2-4-|/5-----7-|
D|8-----|-----|
A|-----|-----|
E|-----|-----|
||-----|-----|
e|-----|-----|
B|\15-----\10-12|/13-----15-|
G|6-----|-----|
D|8-----|-----|
A|-----|-----|
E|-alternate line, as in Paris version-----|

```

```

Em
e|-----|-----|
B|-----|-----|
G|6\4-----|-----|
D|8-----|-----|
A|-----|-----|
E|-----|-----|
||-----|-----|
e|-----|-----|
B|\12-----|-----|
G|6-----|-----|
D|8-----|-----|
A|-----|-----|
E|-alternate line, as in Paris version-----|

```

This is played after the guitar solo on the piano. Again, you can play the chords above the notes on an acoustic. Play them in a staccato fashion, one chord for each note. Notes in parenthesis are played in a measure I don't know when...

Note: Tab expanded for clarity

```

Am    A    A2    Am    (A )
Am    A2    Am    Am

```

Sax Solo:

h p

h p

Tablature Explanation:

NT = Nashville Tuning is when the low E, A, D & G strings are replaced with

lighter gauge strings and tuned one octave higher than normal.

| = bar separating measures

~ = vibrato

x = percussive note with no pitch; muted note

. = staccato; mute the note immediately after striking it

h = hammer

p = pull

s = slide (used when \ or / don't fit)

= bend string up to indicated pitch/fret shown in parenthesis

r = release bend (string/fret may be indicated)

t = fret board tap (not many of these with Rush)

/ = slide up

\ = slide down

x/ = pick slide up

x\ = pick slide down

= natural harmonic (lightly touch the string at fret indicated)

[5] = artificial harmonic (use thumb to follow through the pick attack)

= note sustained from previous measure

o = \ repeat sign

o = /

DC = "Da capo" - means "from the head", when you see these initials

you go back to the beginning of the piece of music.

DS = "Dal segno" - means "from the sign", go back in the tablature

only as far as the (%) sign.

Coda = A passage at the end of a movement or composition that brings

it to a formal close.

Al

Coda = means "to the tail", tells you that you must go to the end

section which starts with the Coda sign .

RF = repeat and fade

rit = "ritardando" - Gradually slowing in tempo; retarding.

Other pertinent information:

Tuning: Standard [EADGB_e].

Key signature: C

Effects:

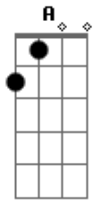
Chord Chart Below for major chords

Tablature Format:

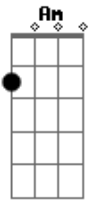
This Tablature is based on the format indicated below.

1 2 3 4 1 2 3 4

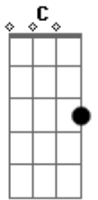
Acordes



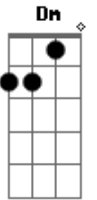
© ukulele-chords.com



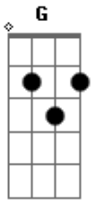
© ukulele-chords.com



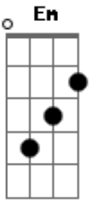
© ukulele-chords.com



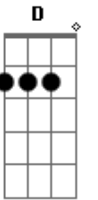
© ukulele-chords.com



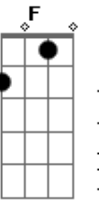
© ukulele-chords.com



© ukulele-chords.com



© ukulele-chords.com



© ukulele-chords.com