

# Supertramp - Crime of the Century

Tom: A

Music by Rick Davies and Roger Hodgson  
 Lyrics by Rick Davies and Roger Hodgson

This tab contains an adaptation from the piano / keyboards and sax, besides all the guitar parts. One of the best tracks from Supertramp.

Verse 1:

Verse 2:

Bridge:

For Verses 3 and 4, Roger plays these chords with volume swells

Guitar Solo:

If you play the chords above the notes in an acoustic, it will sound great.

```

Am                C
Am                C

          Dm Dm Dm
e|-----|-----|
B|-----|-----|
G|6-----10-10-10~-----p-|
D|8/12~-----|-----10-12|
A|-----|-----|
E|-----|-----|
||-----|-----|
e|-----|-----|
B|-----r-----15|
G|6-----17---|~-----17---|
D|8/12~-----|-----|
A|-----|-----|
E|-alternate line, as in Paris version-----|
  
```

```

G                C                Em
e|-----|-----|-----|
B|---10-----|---13-----12-----|
G|6-9---12---9-|---9-----9-----9-|
D|8-----|-----|-----|
A|-----|-----|-----|
E|-----|-----|-----|
||-----|-----|
e|---1715-----|---20-----19-----|
B|---17-----17|---17-----17-----|
G|6-----|-----|-----|
D|8-----|-----|-----|
A|-----|-----|-----|
E|-alternate line, as in Paris version-----|
  
```

```

Am
e|-----|-----p-h-|
B|---10~-----|-----12-10-12|
G|6-----|-----|-----|
D|8-----|-----|-----|
A|-----|-----|-----|
E|-----|-----|-----|
||-----|-----p h |
  
```

```

e|---17~-----|-----19-17-19|
B|-----|-----|-----|
G|6-----|-----|-----|
D|8-----|-----|-----|
A|-----|-----|-----|
E|-alternate line, as in Paris version-----|
  
```

```

C                Em                Am
e|-----|-----p-|
B|---13~-----12~-----|---10~-----10-8-|
G|6-----9-----9-|-----9-|
D|8-----|-----|-----|
A|-----|-----|-----|
E|-----|-----|-----|
||-----|-----|
e|---20~-----19~-----|---17~-----17-15-|
B|-----17-----17|-----17-----17|
G|6-----|-----|-----|
D|8-----|-----|-----|
A|-----|-----|-----|
E|-alternate line, as in Paris version-----|
  
```

```

Em                Am
e|-----|-----|
B|-----|-----|
G|6\7~-----\2-4-|/5-----7~|
D|8-----|-----|
A|-----|-----|
E|-----|-----|
||-----|-----|
e|-----|-----|
B|\15~-----\10-12|/13-----15~|
G|6-----|-----|
D|8-----|-----|
A|-----|-----|
E|-alternate line, as in Paris version-----|
  
```

```

Em
e|-----|-----|
B|-----|-----|
G|6\4~-----|-----|
D|8-----|-----|
A|-----|-----|
E|-----|-----|
||-----|-----|
e|-----|-----|
B|\12~-----|-----|
G|6-----|-----|
D|8-----|-----|
A|-----|-----|
E|-alternate line, as in Paris version-----|
  
```

This is played after the guitar solo on the piano. Again, you can play the chords above the notes on an acoustic. Play them in a staccato fashion, one chord for each note. Notes in parenthesis are played in a measure I don't know when...

Note: Tab expanded for clarity

Am A A2 Am (A )

Am A2 Am7 Am

Sax Solo:

h p

h p

**Tablature Explanation:**

NT = Nashville Tuning is when the low E, A, D & G strings are replaced with

lighter gauge strings and tuned one octave higher than normal.

- | = bar separating measures
- ~ = vibrato
- x = percussive note with no pitch; muted note
- . = staccato; mute the note immediately after striking it
- h = hammer
- p = pull
- s = slide (used when \ or / don't fit)
- = bend string up to indicated pitch/fret shown in parenthesis
- r = release bend (string/fret may be indicated)
- t = fret board tap (not many of these with Rush)
- / = slide up
- \ = slide down
- x/ = pick slide up
- x\ = pick slide down
- = natural harmonic (lightly touch the string at fret indicated)
- [5] = artificial harmonic (use thumb to follow through the pick attack)

- = note sustained from previous measure
- o = \ repeat sign
- o = /
- DC = "Da capo" - means "from the head", when you see these initials you go back to the beginning of the piece of music.
- DS = "Dal segno" - means "from the sign", go back in the tablature only as far as the (%) sign.
- Coda = A passage at the end of a movement or composition that brings it to a formal close.
- Al
- Coda = means "to the tail", tells you that you must go to the end section which starts with the Coda sign .
- RF = repeat and fade
- rit = "ritardando" - Gradually slowing in tempo; retarding.

**Other pertinent information:**

Tuning: Standard [EADGB<sub>e</sub>].

Key signature: C

Effects:

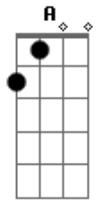
Chord Chart Below for major chords

**Tablature Format:**

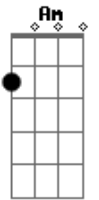
This Tablature is based on the format indicated below.

1 2 3 4 1 2 3 4

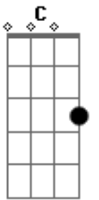
# Acordes



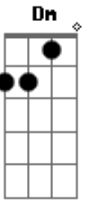
© ukulele-chords.com



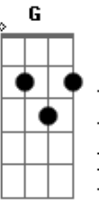
© ukulele-chords.com



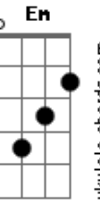
© ukulele-chords.com




© ukulele-chords.com



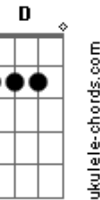
© ukulele-chords.com



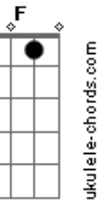
© ukulele-chords.com



© ukulele-chords.com



© ukulele-chords.com



© ukulele-chords.com