

# Sufjan Stevens - God!! Neer Let You Down

Tom: **B**

(com acordes na forma de **G**)  
 Capo: 4 (chords relative to capo)  
 Tabbed by: Wade Gwin

Hello All. I took the main part from a lyrics site, but then listened to it to fill in rest. (only chords were given on the lyrics site). Thank you to whoever posted the Anyways, there is some walk ups, which I will display between each chord diagram (you figure out the rhythm).

Tuning: Eadgbe

Capo: 4 (chords relative to capo)

Verse:

**Em** **G** D(var.) **D**

Note: To play the **D** chord, use your thumb to press down on the second fret.

Chorus:

**Am** **C** D(var.) **D**

(There's a little noodling part played in the chorus that is barely heard, but is transitioning from the **C** to the D(variation) chord; so that is what the next part The part is played for the first transition, and the second riff is played over the second (in the chorus).)

Chorus (Lead)

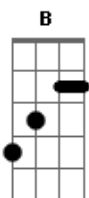
(First transition)

(Second transition)

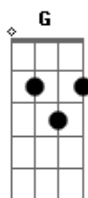
h= hammer-on  
 p= pull-off

Thank your savior, Jesus Christ, for Sufjan and his beautiful music.

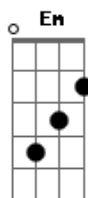
## Acordes



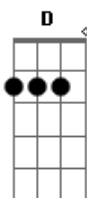
© ukulele-chords.com



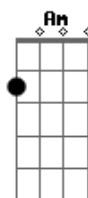
© ukulele-chords.com



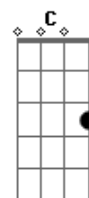
© ukulele-chords.com



© ukulele-chords.com



© ukulele-chords.com



© ukulele-chords.com