

Sublime - Dont Push Acoustic

Tom: A

This song is comprised of the following chords; these are not progressions. It has a feel for eighth notes and the strum is a varied mixture of chops.

The three divisions below are patterns the song follows.

A A D D E E F (RIFF 1)

Am Dm E F

Am C F7M B B7

Here it is completely broken down...

A A (RIFF 1)
Stolen from an africa land

A A
Chased out with a knife

D D A A
With a face like Bob Marley and a mouth like a motor bike

E E F Am
Oh well the bars are always open and the time is always right

Dm F A A
And if God's good word goes unspoken the music goes all night

And it goes...

Am
If I was Bob Marley I said could you be loved

Am
If I'm half pint I'm a lord up above

Dm
If I was Mike Tyson I'd look for a fight

Am
If I was a Boomtown Rat I would be stayin up all night

E F E
If I was the king I'd rock I would get stupid dumb

Am C F7M B
If rhymes were valium I'd be comfortably numb

Am C F7M B
If rhymes were valium I'd be comfortably numb

Am C F7M B B7
Giberish

Am A A
If I had a shotgun, you know what I'd do

D D
I'd point that shit straight at the sky

Am

and shoot heaven on down for you

E F Am
Because the bars are always open and the time is always right

Dm F Am
And if God's good word goes unspoken the music goes all night

And it goes...

Am
I want a lover but I can't find the time

Am
I want a reason but I can't find the rhyme

Dm
And I want to start static but I can't afford

Am
To get slammed to the ground I fall off my skateborad

E F E
Now a days as clear as you please

Am C F7M B
Get strap with protection or strap with disease

Am C F7M B
strap with protection or strap with disease

Am C F7M B B7
I'm strap with protection strap with disea(se)

Am
uh ooh uh uh uh uh

Am
daoooh brah bump buh brump buh bump buh buh

Dm
ooooh ooh ooh ooooh

Am
ooh ooh ooooh

E F E
bah dah dah dah ba dah ba dah-pa da ba dah

Am C F7M B
oh I know I know I know

Am C F7M B
I know I... know

Am C F7M B
Ina wanna wanna aauh uooh

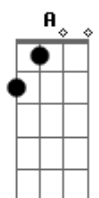
Am C F7M B
bop bop bop bop bop-da da bah

B7 (5 times)

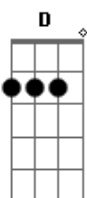
NOTE: When playing the choppy parts in the verses, the A and D can be played the fifth and fourth strings open respectively.

Tabbed by ADAGosta

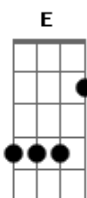
Acordes



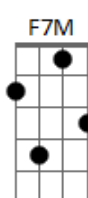
© ukulele-chords.com



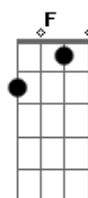
© ukulele-chords.com



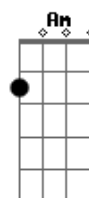
© ukulele-chords.com



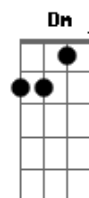
© ukulele-chords.com



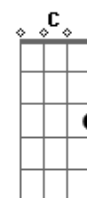
© ukulele-chords.com



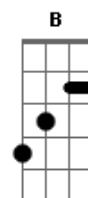
© ukulele-chords.com



© ukulele-chords.com

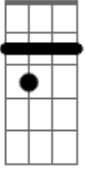


© ukulele-chords.com



© ukulele-chords.com

B7



© ukulele-chords.com