

Sonic Youth - Cotton Crown

Tom: **C**

Sister

Main riff:

Bridge: (just chords, no strumming shown)

I think I may confuse you with the next part. Play riff **A** first, then riff B, then riff A, then barre at the 5th fret (like at the

start of the start of the above riff) listen to **CD** and it should make sense.

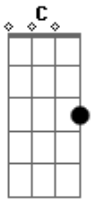
Riff **A**

Riff **B**

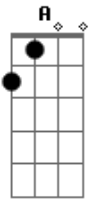
Then strum the open **D** strings for a while before playing: just chords

Then play the part with riff **A** and **B** before starting the main riff again. At the end of the song the music just fades away.

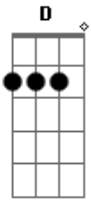
Acordes



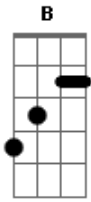
© ukulele-chords.com



© ukulele-chords.com



© ukulele-chords.com



© ukulele-chords.com