

The Smashing Pumpkins - Thru The Eyes Of Ruby

Tom: **D**

E_b tuning

Piano intro

1

there are several layered guitars for this

G1 slight distortion

G2

G3 (first time only) Tremolo (fast phasing)

2

G1 Distortion

G2 Distortion

3

G1 Phasing

G2 Clean

I strongly believe that the phaser used is the Mu-tron Bi-phase. They've used it before and mine can mimic this sound exactly. For those who have one, here's my

settings:

Phasor **A** only, Sweep: just below 2, Depth: 7, Feedback: 7.5

4 ("Breathing Underwater...")

G1 (still phased)

don't ask.
(overdub maybe?)

G2 (tremolo phasing)

strummed slowly
(think "Soma")

strum slow

5 ("And if you spin...")

G1

G2 Tremolo phasing (gets one whole chord in on this part!)
G3 (Lead fill. Can't tell if it's clean or chorus or slight distortion or what...)

last time only

6

G1 Distortion (brighter than G2)

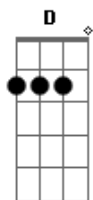
G2 Distortion

G3 Distortion (Lead Fill)

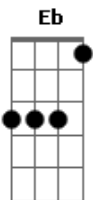
7

G1

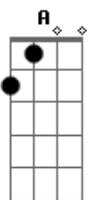
Acordes



© ukulele-chords.com



© ukulele-chords.com



© ukulele-chords.com