

# The Smashing Pumpkins - Silverfuck

Tom: **G**

then:

[Lots of distortion OR fire up the old Big Muff]

This is [MAIN RIFF A]: Play 4x's solo, then drums come in.

then starts some crazy stuff..something like

[VERY light palm mute]

Play [MAIN RIFF A] 8x's under the band.  
On the fourth time with the band [GUITAR 2] plays this:

```
||-----|
||-15~-|
||-----|
||-----|
||-----|
||-----|
||-----|
```

THEN starts some soloing that i'm too lazy to figure out right now.

Keep in mind that all this is being played under the [MAIN RIFF A] thats being played 15 times. Just listen to the CD and fake it :)

Then comes a drum fill and BOOM:  
[GUITAR 1] and [GUITAR 2] play [MAIN RIFF A] 12x's in unison.  
on 5th and 9th time, play this fill:

[just base here]: quiet singing, a few pick scrape with some effects

Play this 4x's directly after  
the [MAIN RIFF] above:

I hear you fade away  
And I hear you crawl  
I gave my life away  
And I feel no pain  
And I feel no pain  
And I feel no pain  
And I feel your pain  
And she was my lover so sweet  
And she was my angel  
And what I've recovered of me  
I put into a box underneath my bed  
When you lie in your bed  
And you lie to your self  
When you lie in your bed  
And you lie to your self  
Bang bang you're dead hole in your head  
Bang bang you're dead hole in your head  
Bang bang you're dead hole in your head  
Bang bang you're dead hole in your head

[MAIN RIFF B]:

[light palm mute]  
- emphasize these strokes

Drums and base under singing:  
I hear your winter  
I hear you rain  
I've failed your summer ways  
And I feel no pain  
This gets play under the following:

I hear what you are  
And I feel no pain  
I hear what you are  
And I feel no pain

I hear what you are  
And I feel no pain  
I hear what you are  
And I feel no pain

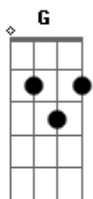
Then another drum fill into: This part is tuff  
[MAIN RIFF] 15x's , throughout this whole part.  
Like before, these fills are placed according to the how many  
times the  
[MAIN RIFF] has been played.

Then, to finish:  
This 2x's:

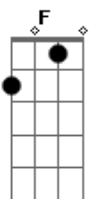
On the 5th time play this riff 3 time:

Then this: The drums match the strums here

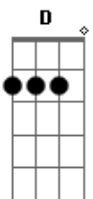
## Acordes



© ukulele-chords.com



© ukulele-chords.com



© ukulele-chords.com