

# The Smashing Pumpkins - Sad Peter Pan

Album: Sweet Relief II - Gravity of the Situation  
Tuning: **E A D G**

I love this song...its kind of cool in a wierd way  
Come in after the guitars

Riff 1  
G|-----|  
D|-----|  
A|-----1--|  
E|1-----|

Slight Change Just Go up to G(3rd Fret on **E** string)

Riff 2  
G|-----|  
D|-----|  
A|-----3--|  
E|3-----|

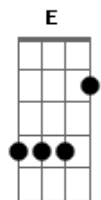
Another slight but easy change.

Riff 3  
G|-----|  
D|-----|  
A|3--1--5--3--|  
E|-----|

For the chorus play Riff1 and also for the second verse.  
Then play Riff 2 and Riff 3, After Riff 3 pause and go back to Riff 1  
When Billy and that guy from Blue Blue Beef are singing together do the  
Just play through Riff 1, Riff 2, And Riff 3 thing.  
And towards the end of the song just play Riff 3 alot!

This tab was made by Nathan Amber. Send questions and comments to

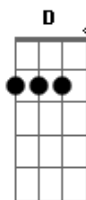
## Acordes



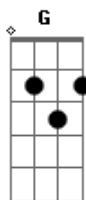
© ukulele-chords.com



© ukulele-chords.com



© ukulele-chords.com



© ukulele-chords.com