

# The Smashing Pumpkins - Marquis In Spades

Tuning: Normal

## Riff1

```
G|-----:-----|
D|-----:-----|
A|-----5-----:-----5-----|
E|2--2-----5--:0h2-2-2-2-2-----5--|
```

## Riff2

```
G|-----:-----|
D|-----2h2h2h2-|
A|0-2h2h2h2-2h2-4h4h4h4-|
E|-----:-----|
```

Then play 2 F#'s (2 on **E** )

## Riff3

```
G|-----:-----| 2 more F#'s, then
D|-----:-----| 2 more, then do this again
A|5--5--5h7--7--7h5-5-5q5-5-| going directly to Riff4
E|-----:-----|
```

## Riff4

```
G|-----:-----| After a while, halfway
D|-----:-----| thru this gp down to E
A|-----5--5-5-7--7-7-| and then play Riff5.
E|5--5-5-7--7-7-|
```

## Riff5

```
G|-----|
```

```
D|-----|
A|-----|
E|0h2h2h2h|
```

And play Riff1, Riff2, 2 F#'s, Riff3, and Riff4

Do the Riff5 thing, then Riff1 and Riff2.

Then

## Riff6

In the back of the...

```
G|-----:-----|
D|-----:-----|
A|5-----5--7-----5--7--9-|
E|-----2----7--5-----7-----|
```

Riff5 and 1 thing again.

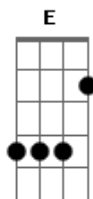
Play Riff1 ( with more E's, I Am One style), Riff2, and Riff1 adding a few extra A's (5 on **E** ), D's (5 on **A** ), and low E's at the end.

Then do:

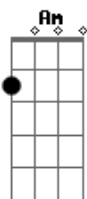
## Riff7

```
G|-----|
D|-----|
A|-----|
E|0-2-0-2-0-2-2-0-5--|
```

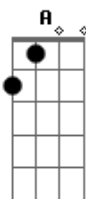
## Acordes



© ukulele-chords.com



© ukulele-chords.com



© ukulele-chords.com