

# The Smashing Pumpkins - Glynis

Album: No Alternative Compilation  
 Tuning: **D A d G**

Not to hard at all

Riff 1

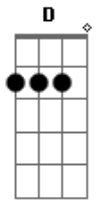
```
G|-----|
d|-----|
A|5--7--9--12-----0-3h3h3-|
D|-----5--5--5h5-----|
```

When it changes.

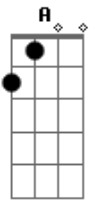
Riff 2

```
G|-----|
```

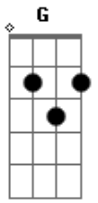
## Acordes



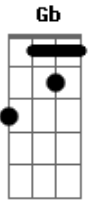
© ukulele-chords.com



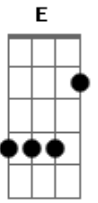
© ukulele-chords.com



© ukulele-chords.com



© ukulele-chords.com



© ukulele-chords.com

```
d|-----|
A|7--7--7h7-0-3h3h3-5--5--5h5-0-3h3h3--3h3-|
D|-----|
```

When it gets louder play Riff1

Then start Riff1 but when you get to **Gb** (9th Fret on **A** ) go back down to **E** (7th fret on **E** ) and hold it.

Before the solo play E's and D's.

During and after the solo play A's and D's.

This tab was made by Nathan Amber. Send Questions and Comments to