

Slipknot - Three Nil

Tom: F

Tabbed By: Shadow6477

Tuning: Drop B (low to high) B,F#,B,E,G#,Db

Keys
 .=Palm Mute
 b=Bend
 t=Tremolo Picking
 h=hammer-on
 p=pulloff
 \=slide up
 /=slide down
 =Natural Harmonic

This song starts with a quick drum intro and then the guitars kick in.

Intro: pt.1 - Both Gtr.

Intro: pt.2 - Both Gtr.

Pre-Verse Riff - Both Gtr.

PM

Gtr 1 Pre-Verse riff 2

Gtr. 1 starts with Pre-Verse Riff 2 and then Gtr. 2 comes in and they both play Pre-Verse Riff 3

Both Gtr. Pre-Verse Riff 3

Verse Riff

PM

Pre-Chorus Fill In

Im not sure about the last 4 chords of the Prechorus Fill In you cant hear the guitars that well which sucks

The Pre-Chorus Fill In leads back into what is a variation of the Pre-Verse Riff

Pre-Verse Riff - Both Gtr.

PM

After the Pre-Verse Riff variation the guitars stop for a sec and then comes the Pre-Chorus Riff 2 which is described below

They do this twice and then the riff switches to this riff

Here its pretty much the same Riff except they are Palm Muted Chords

PM

PM

And then it goes back to the Pre-Verse Riff

Pre-Verse Riff - Both Gtr.

PM

After the Pre-Verse Riff they do this fill in

PM

Verse Riff 2

PM

End The Riff On these notes (which r the first two of Verse Riff 2)

PM

then it goes back to the Pre-Chorus Riff

PM

PM

And then finally it goes to the Chorus

Gtr 2

Gtr 1

Gtr 2

Gtr 1

Breakdown

Gtr 2

Gtr 1

After awhile both guitars play the Pre-Bridge, and then after a short fill in with the bass and drums the Bridge Riff comes in

Bridge Riff

Both Gtr.

PM

Bridge Riff 2

PM

PM

Gtr 2

They change the Riff here....

Gtr 1

Outro Riff

Gtr 2

PM

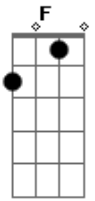
Gtr 1

PM

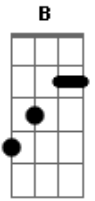
End song on this

PM

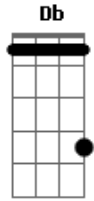
Acordes



© ukulele-chords.com



© ukulele-chords.com



© ukulele-chords.com