

Slipknot - Mate Feed Kill Repeat

Tom: C

RIFF A (2:10)

P.M. - - - - -

P.M. - - - - -

P.M. - - - - -

FILL A (2:53)

```

COUNT|4---|
D|----|
A|----|
F|----|
C|----|
G|3\2-|
C|3\2-|
  
```

P.M. - - - - -

RIFF E (3:08)

P.M. - - - - -

Then play RIFF D x2 and after that repeat the combination of those two riffs(RIFF E x2,RIFF D x2) once more.This combination is COMBO A .

P.M. - - - - -

Then play FILL A (3:30).

Then play RIFF D x8(3:30),COMBO A (3:45),RIFF F x2(3:59),RIFF G x2(4:02).

FILL B (4:07)

```

COUNT|4---|
D|----|
A|----|
F|----|
C|----|
G|--1-|
C|--1-|
  
```

RIFF H (4:08)

P.M. - - - - -

RIFF I (4:22)

Then play RIFF H x2(4:29).

RIFFS K & L are played in the same time.When RIFF K is played twice by Guitar 1, RIFF l is played once by Guitar 2.

GUITAR 1
RIFF K (4:36)

GUITAR 2
RIFF L (4:36)

RIFFS M & N are played at the same time.

GUITAR 1
RIFF M (5:05)

P.M. - - - - -
GUITAR 2
RIFF N (5:05)

P.M. - - - - -
Then keep playing RIFF M on GUITAR 1 for 2 more times but in GUITAR 2 play RIFF P:

GUITAR 2
RIFF P (5:12)

P.M. - - - - -
RIFF Q (5:19)

P.M. - - - - -

RIFF R (5:33)

Then play RIFF Q x4(5:47)

RIFF S (6:01)

P.M. - - - - -
Then on GUITAR 1 play RIFF R x4(6:14) while playing RIFF L x1(6:14) on GUITAR 2.
End the song by playing RIFF R x4 on GUITAR 1 while leaving GUITAR 2 open.

Gently (MFKR version)

RIFF A (0:00) (clean)

Then (1:21) hit C-F-C open and let them ring while turning distortion on.

RIFF E (2:00)

```

COUNT|1---2---3---4---|1---2---3---4---|1---2---3---4---|1---
-2---3---4---| \
D|-----| \
A|-----| \
F|-----| \
C|0-----0-----|8-----8-----|8p7-----7-----7-|---
-7-----| \
G|0-----0-----|8-----8-----|8p7-----7-----7-|---
-7-----| \
C|0---0-0-0-0-0-0-|8-8-8-8-8-8-8-8-|8p7-7-7-7-7-7-
|7-7-7-7-7-7-0| |
  
```

P.M. - - - - -
|Guitar 12 x 2

```

COUNT|1---2---3---4---|1---2---3---4---|1---2---3---4---|1---
-2---3---4---| |
D|-----| /
A|-----| /
F|-----|4-----5-----|-----|-----|
C|1-----1-----|-----7-----|-----|
G|1-----1-----|2-----3-----|5-4-7-----|7p6--
C|1-1-1-1-1-1-1-1-|-----|5-4-7-----|---
-4h5--1~---| /
  
```

Now (2:28), I hope you can make out what the two guitars are playing, it's really easy, and I'm too bored to write it down.

Then (3:15) play RIFF E x 2

Do Nothing/ Bitchslap

Smooth Jazz Part
~~~~~

Riff 5

Confessions

Second Riff in Heavy Part  
~~~~~

Riff 1

Funk Part
~~~~~

Riff2

Other Riff of Funk Part  
~~~~~

chorus starts here

Only One

Chorus
solo:

Riff 1

Riff 2

Riff 3

Riff 4

Riff 5

- - - - - |palm muting

Riff 6

- - - - - |palm muting

(I'm not sure here, it's played very fast!!!!)

Riff 7

- - - - - |palm muting

(After the solo, play this!)

Riff 8

Riff 3 End of the song!!!!!!!

Tattered and Torn

Killers are Quiet

Riff 1

Riff 1

Riff 2

Riff 2

Hold note using a whammy pedal. Throughout the next 3 measures.
Listen to the cd, I have no idea how to tab it.

Riff 3a

Riff 3b

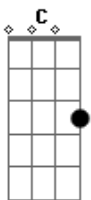
Riff 3

Very gradually slide down.

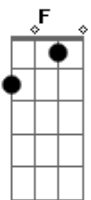
Riff 4 (Bass Transcribed for Guitar)

Riff 4

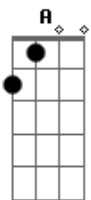
Acordes



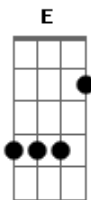
© ukulele-chords.com



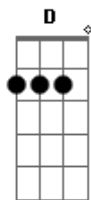
© ukulele-chords.com



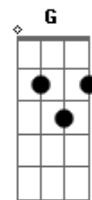
© ukulele-chords.com



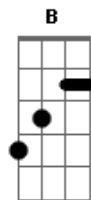
© ukulele-chords.com



© ukulele-chords.com



© ukulele-chords.com



© ukulele-chords.com