

Slayer - South Of Heaven

Tom: **Db**

Tuned one-half step down (Eb,Ab,Db,Gb,Bb,**Eb**)

main riff

harmonics during intro

main riff variation

play palm muted low Eb's during intro verse

then both guitars play main riff

pre-verse

gtr.1

.

gtr. 2

gtr.1

.

gtr.2

verse riff

pre-chorus

... ..

chorus

fill @ end of chorus

gtr. 1

gtr.2

rythym for solo 1

... ..

solo 1

] (6) (3) [6

(5) (6) (6) (

6)

solo 2

Trem bar

```

|-----|-----|
|-----|-----|
|-----|-----|
|-----|-----3|
|--Trem bar. (grad descend)|-----3|
|--0-----|-----0-0-0-1|

```

Gtr 2 doubles Gtr 1 for 8 more times with Rhy Fig 1 then Gtr 2 plays chorus through solo

Gtr 1

```

|-----|-----|-----5-----|
|-----3-----5-----3-----15h17/19-19-17h19-19|
|-----9h10-12-14p12---14/16--15h17-17-----|
|-9sl10-----|

```

1.5 2 2.5
1.5 1.5
trem bar while trilling

Gtr 1 Fsh5 Type 2 (1/8) notes

FREE TIME

Gtr 2

```

|-----|-----0-----|-----|
|-----|-----/1 1/2-----|-----|
|-----17-----|-----|-----|
|---x Rake-----|-----|-----|
|-----|-----|-----|
|-----|-----|-----|
|-----|-----|-----|
|-----|-----|-----|


```

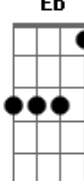
Gtr 1

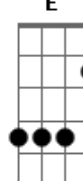
Gtr 2

Gtr 1

Acordes

Db

 © ukulele-chords.com

Eb

 © ukulele-chords.com

E

 © ukulele-chords.com