

Slayer - Seasons In The Abyss

Tom: C
Intro: low harmony part

E F
bend up & down
up & down

high harmony part

bend up & down

acoustic intro riff:
E

F C B

power chords w/ are the rythm guitar that comes in behind the acoustic riff after the first four times or so.

E 022--- F 133--- C 3355-- B 2244--

a second rythm guitar comes in later playing the same chords in different positions.


E -799-- F -81010-- C 3355-- B 2244--

the E and F are strummed in 16th notes.

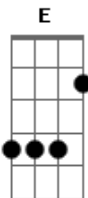
main thrash riff:

verse riff:

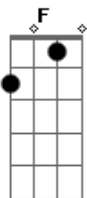
Acordes



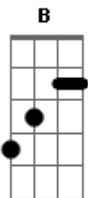
© ukulele-chords.com



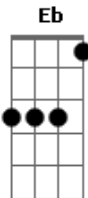
© ukulele-chords.com



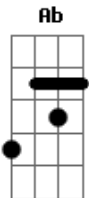
© ukulele-chords.com



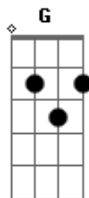
© ukulele-chords.com



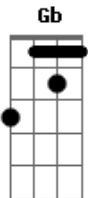
© ukulele-chords.com



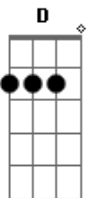
© ukulele-chords.com



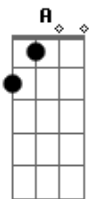
© ukulele-chords.com



© ukulele-chords.com



© ukulele-chords.com



© ukulele-chords.com

E Eb E F? E Eb

bend 1/ E C Eb 2/ E Ab G

CHORUS:

E G Gb
close your eyes, look deep in your soul, step outside your mind

G Gb
and let yourself go

E F Ab G Gb
as you go insane, go insane

1ST SOLO RYTHYM: variation on Verse Riff played 1 step (2 frets) higher; no 1st and 2nd ending w/ power chords - instead continue riff for a 4th measure.

2ND SOLO RYTHYM: Chorus chords.

SOLOS: comments by Matthew Holliman

King's solo is based on Ab locrian if I remember right.

Hanneman's begin with an arpeggiated Am7, played up an octave each time, beginning with A (6 stg) 5 fr. The tapping bit is 12-8-5-8-5 13-8-5-8-5, on the 2nd string, then again on the 1st string. The final bit is 10-5-7-8 on the 1st string, then up to the 22nd fret, a half-step at a time.