

Slayer - Gemini

Tom: **Db**

- . - palm mute
- \ - slide down to
- h - hammer on
- p - pull off
- ph - pinch harmonic
- half bend
- see comment
- tap bend
- X - percussion mute
- @ - slight palm mute

- / - slide up to
- ~ - vibrato
- b - bend
- Suffixes for bend
- f - full bend
- r - release
- t -
- ~ - vibrato bend
- ghost note, sustained note

RHY. FIG 2(2X)

(PALM MUTE ON ALL OPEN 6TH STRING NOTES!!)

SOLO!!!
 (I HAVE NO FUCKIN CLUE BUT I AM HALF WAY DONE FIGURING IT OUT!!)
 COME BACK HERE FOR MORE LATER!
 I KNOW THE RHYTHM PARTS THOUGH!!!
 RHY. FIG. 1 (3 3/4X)

TUNING **Db** (C#,F#,B,E,G#,Db)
 Intro:

=DROP BAR DOWN 2 1/2 STEPS!
 =DROP BAR DOWN 1 1/2 STEP!

PM-----/
 PM-----/
 PM-----/

RHY. FIG. 3 (1X)

PM PM

1ST VERSE

RHY. FIG. 4 (4 1/2X)

(IM ONLY GONNA SHOW THE 5TH AND 6TH STRING, CUZ THAT IS WHERE ALL THE ACTION IS!)

PM PM PM PM PM PM

CHORUS
 /\

PALM MUTE ON ALL OPEN 6TH STRING NOTES!

PM-----/ PM-----/

/\

PM-----/ PM-----/

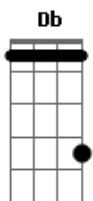
RHY. FIG. 2 (2X)

OUTRO

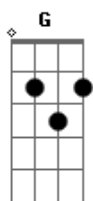
RHY. FIG. 2A (3X)

REPEAT INTRO (3X)

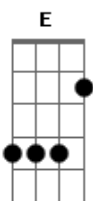
Acordes



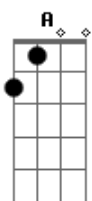
© ukulele-chords.com



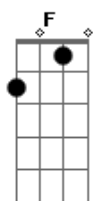
© ukulele-chords.com



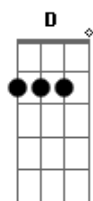
© ukulele-chords.com



© ukulele-chords.com



© ukulele-chords.com



© ukulele-chords.com