

# Sixpence None The Richer - Kiss Me Acoustic

Tom: Eb

(com acordes na forma de C )  
Capostrate na 3ª casa

Tabbed by: Reynaldo R. Ramos  
e-mail:  
Tuning: Standard tuning (capo on 3rd fret)  
All chords are relative to capo  
Date: August 15, 2004

Note: Both guitars 1 & 2 have capo on 3rd fret,  
Use a hard pick for great sound performance.

Guitar 1 à Fully strumming pattern except on the plucking  
pattern

in the bridge part only.

Guitar 2 à just follows what's on the tab

Chord Chart to be used (for guitar 1 only)

C CM7 C7 F Dm G C Am  
G G2 FM7sus2 G

Intro: (Guitar 1 only)

Verse 1:

Guitar 1: (strumming pattern) see the chords in the guitar 2  
tab

And follow the chords pattern in the chord chart

above.

Guitar 2:

C Kiss me out of the bearded barley  
CM7  
C7 Nightly besides the green, green grass  
CM7  
C Swing, swing swing the spinning step  
CM7  
C7 You wear those shoes and I will wear that dress  
F

Refrain:

Note: For guitar 1 use chord in the chord chart above  
For guitar 2 use the chord chart below and use a  
strumming pattern.

Dm G C Am  
Oh, kiss me beneath the milky twilight  
Dm G C C7 Dm  
Lead me out on the moonlit floor  
G

Lift up your open hand

C G Am  
Strike up the band and make the fireflies dance

G2 F FM7sus2 G Gpause

Silver moon's sparkling So Kiss me

Chord chart for guitar 2 (for refrain)

Dm G C Am Dm  
G C C7 Dm G  
C G Am G2 F  
FM7sus2 G Gpause

Interlude:

Guitar 1: (strumming pattern) see chords in the guitar 2 tab

Guitar 2:

C CM7  
C7 CM7  
CM7pause

Verse 2:

Guitar 1: (strumming pattern) see the chords in the guitar 2  
tab

And follow the chords pattern in the chord chart

above.

Guitar 2:

C Kiss me down by the broken tree house  
CM7  
C7 Swing me upon its hanging tire  
CM7  
C Bring, bring, bring your flowered hat  
CM7  
C7 We'll take the trail marked on your father's map  
F

Repeat Refrain:

Bridge:

Guitar 1: (mild/soft strumming) see chords on the guitar 2 tab

Guitar 2:

C CM7 C7  
CM7 C CM7  
C7 CM7 CM7pause

ADLIB:

Guitar 1: strumming pattern (see chords in the guitar 2 tab)

Guitar 2:

Dm G C  
Am Dm G  
C C7

Repeat Refrain:

Interlude:

Guitar 1: (strumming pattern) see chords in the guitar 2 tab

Guitar 2:

C CM7  
C7 CM7  
CM7pause

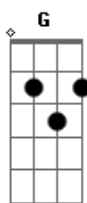
Oh Kiss Me

C CM7  
C7 CM7

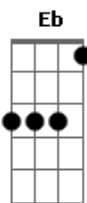
Outro: (both guitars 1 & 2 are in hard strumming pattern)

La la la la la la . . . . . la la .


# Acordes



© ukulele-chords.com



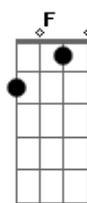
© ukulele-chords.com



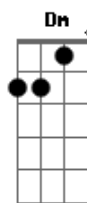
© ukulele-chords.com



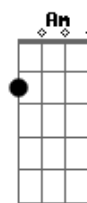
© ukulele-chords.com



© ukulele-chords.com



© ukulele-chords.com



© ukulele-chords.com