

# Silverchair - Abuse Me

Tom: C

TUNING  
Dropped-D

!KEY!  
/-slide up  
\-slide down  
PM-palm mute  
p-pull off  
\_hold note  
# (1/2)-bend up one half step  
# (1/2)#-bend up 1/2 step release at original number  
Intro: (with Phaser)

Verse

CHORUS 1 (2 Guitars)  
Guitar One (two-according to Guitar World)

PM\_\_\_\_\_

Guitar Two plays this

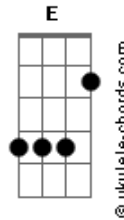
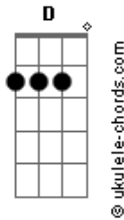
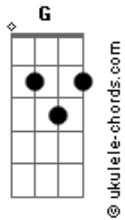
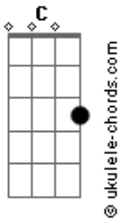
PLAY VERSE

CHORUS 2  
Guitar One (two-according to Guitar World)

PM\_\_\_\_\_

Guitar Two plays this

## Acordes



(GUITAR ONE AND TWO wISTORTION)

PM\_\_\_\_\_ |

BRIDGE 1

PM\_\_\_\_\_ PM\_\_\_\_\_

CHORUS 3  
Guitar One

Guitar 2

SOLO

(With Delay...actual version is done with backwards guitar)  
(!NOTE! When Daniel plays this live he just plays the intro riff)  
(Guitars one and two play chorus)

\_\_\_\_\_

BRIDGE 2

PM\_\_\_\_\_

PM\_\_\_\_\_ PM\_\_\_\_\_

OUTRO (with phaser)