

Severo e Silvano - Retorno da Mala Amarela

tom:

Intro: ^{B7} ^E ^{B7}
^E ^{B7} ^E

^E ^{B7}
 Meu caro senhor

^E
 Da mala amarela

^{B7}
 Saia da janela

^E
 E venha me escutar

^{B7} ^E
 Ouvindo a música me e comovi

^{Abm} ^E
 Então resolvi a mala olhar

^A
 Avia uma carta toda ressoada

^{B7} ^E
 Falava das magoas de filho seu

^{B7} ^E
 Que foi humilhado por onde passou

^{B7}
 E pra não passar fome

^E ^{B7}
 E a mala vendeu

^E ^{B7}
 Comprei está mala

^E
 Só pra ajudar

^{B7}
 Mas não pude usar

^E
 Quando a carta eu abri

^{B7}
 Em poucas palavras

^E
 Tanto sentimentos

^{B7}
 Naquele momento

^E
 Jurando eu li

^A
 Foi dito com carinho

Deste pedacinho

^{B7}
 De couro amarelo

^E
 Eu vou entregar

^{B7}
 Pra mim representa

^E
 Uma grande lembrança

^{B7}
 Do velho querido

^E
 Que vou visitar

(^{B7} ^E ^{B7})
 (^E ^{B7} ^{Gbm})

^E ^{B7}
 Este bom rapaz

^E
 Retornou para casa

^{B7}
 Em busca dos pais

^E
 Que outrora deixou

Acordes

^{B7}
 A vida do campo

^E
 Que ele viveu

^{B7}
 Não se esqueceu

^E
 E por isso voltou

^A
 Quem vive distante

De sua querência

^{B7}
 Muita recompensa

^E
 Pretende buscar

^{B7}
 Mas quando se lembra

^E
 De sua família

^{Abm}
 Coração aperta

^E ^{B7}
 E se ponha a chorar

^E ^{B7}
 Já faz muito tempo

^E
 Sem querer comprei

^{B7} ^E
 Este objeto tão simples assim

^{B7}
 Eu vim de tão longe

^E
 Muito comovido

^{Abm}
 Trazendo esta carta

^E
 Que um dia eu abri

^A
 O mundo é pequeno

Agora estou vendo

^{B7}
 O que aconteceu

^E
 Naquele vagão

^{B7}
 Eu sou o senhor

^E
 Da poltrona vizinha

^{Abm}
 Que deu um conselho

^E
 Aquele cidadão

^{Ebm D} ^{Gbm}
 Forte foi aquela

^{Ebm}
 Que eu tive no dia

^{Gbm}
 Que sua herança

^{B7}
 Consegui comprar

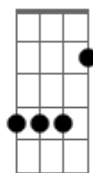
^A
 A mala amarela

^E
 Eu trago comigo

^A
 Ao herdeiro amigo

^E ^{B7}
 Eu vou entregar

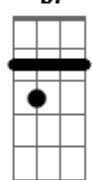
E



© ukulele-chords.com

Detailed description: A 4-string ukulele fretboard diagram for the E chord. The strings are numbered 1 to 4 from top to bottom. Frets are numbered 1 to 4 from left to right. The diagram shows the following fretting: string 1 (top) is open (0), string 2 is fretted at the 2nd fret (2), string 3 is fretted at the 2nd fret (2), and string 4 (bottom) is fretted at the 1st fret (1).

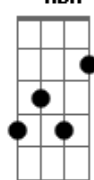
B7



© ukulele-chords.com

Detailed description: A 4-string ukulele fretboard diagram for the B7 chord. The strings are numbered 1 to 4 from top to bottom. Frets are numbered 1 to 4 from left to right. The diagram shows the following fretting: string 1 (top) is fretted at the 2nd fret (2), string 2 is fretted at the 2nd fret (2), string 3 is fretted at the 1st fret (1), and string 4 (bottom) is fretted at the 1st fret (1). A thick black bar is drawn across the top two strings (1 and 2) from the 2nd fret to the 4th fret.

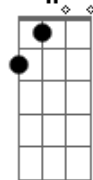
A_bn



© ukulele-chords.com

Detailed description: A 4-string ukulele fretboard diagram for the Abn chord. The strings are numbered 1 to 4 from top to bottom. Frets are numbered 1 to 4 from left to right. The diagram shows the following fretting: string 1 (top) is fretted at the 2nd fret (2), string 2 is open (0), string 3 is fretted at the 2nd fret (2), and string 4 (bottom) is fretted at the 1st fret (1).

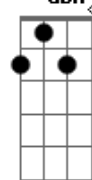
A



© ukulele-chords.com

Detailed description: A 4-string ukulele fretboard diagram for the A chord. The strings are numbered 1 to 4 from top to bottom. Frets are numbered 1 to 4 from left to right. The diagram shows the following fretting: string 1 (top) is fretted at the 2nd fret (2), string 2 is open (0), string 3 is fretted at the 2nd fret (2), and string 4 (bottom) is fretted at the 1st fret (1). Small diamond symbols are placed above the 2nd and 4th frets on the top string.

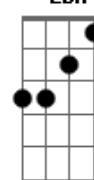
G_bn



© ukulele-chords.com

Detailed description: A 4-string ukulele fretboard diagram for the Gbn chord. The strings are numbered 1 to 4 from top to bottom. Frets are numbered 1 to 4 from left to right. The diagram shows the following fretting: string 1 (top) is fretted at the 2nd fret (2), string 2 is open (0), string 3 is fretted at the 2nd fret (2), and string 4 (bottom) is fretted at the 1st fret (1). A small diamond symbol is placed above the 2nd fret on the top string.

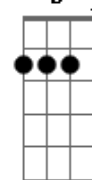
E_bn



© ukulele-chords.com

Detailed description: A 4-string ukulele fretboard diagram for the Ebn chord. The strings are numbered 1 to 4 from top to bottom. Frets are numbered 1 to 4 from left to right. The diagram shows the following fretting: string 1 (top) is fretted at the 2nd fret (2), string 2 is open (0), string 3 is fretted at the 2nd fret (2), and string 4 (bottom) is fretted at the 1st fret (1).

D



© ukulele-chords.com

Detailed description: A 4-string ukulele fretboard diagram for the D chord. The strings are numbered 1 to 4 from top to bottom. Frets are numbered 1 to 4 from left to right. The diagram shows the following fretting: string 1 (top) is fretted at the 2nd fret (2), string 2 is open (0), string 3 is fretted at the 2nd fret (2), and string 4 (bottom) is fretted at the 1st fret (1). A small diamond symbol is placed above the 2nd fret on the top string.