

Sevendust - Pieces

Tom: D

Tabbed by: llama_slap
Email:

Tuning: Drop B (B Gb B E Ab Db)

From the new album NEXT, awesome song, great music, buy the CD, nuff said...

TO EVERYONE WHO LOOKS AT THIS TAB: AT LEAST RATE, COMMENT IF YOU PLEASE

i will really appreciate it you guys!

Intro: (some effect used, but i figured this out on normal clean

because i don't have any effects pedals as of now)
Guitar 1

Guitar 2 (1's and 2's, not 10's and 20's!)

```
|-----| |-----|
|-----| |-----|
|-----| |-----|
```

```
|-----| |-----|
|10-020| |010-020|
.. .. .
```

```
.....
.....
.....
```

VERSE- Guitar 1

```
.....
....
```

Fill before Pre Chorus (Guitar 2)

PRE CHORUS- Guitar 1 & 2 (Play twice; 10's and 12's)

CHORUS

```
.....
```

```
.....
BRIDGE(1's and 0's, not 10's!)
```

```
.....
Fill Before Verse 2
```

```
.....
..
```

VERSE 2: Just play verse 1 with more tremolos on the 3's.

PRE CHORUS 2: Play everything the same, EXCEPT, during your second run through hit only one final 8.

Sorry, can't figure out the solo.
(It's REAL hard to do without the wah pedal)
But, if someone can figure it I will give them full credit for it.
Just email me it and tell me your name and I'll update the tab!
PRE-SOLO

```
|-----| |-----| | - |
|-----| |-----| | - |
|-----| |-----| | - |
```

```
|-----| |-----| | - |
|10-020| |010-020| |0|
.. .. .
```

SOLO BACKING (Guitar 2) (play twice with alternate endings)

```
.....
```

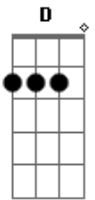
CHORUS x1

For the last Chorus, play the 2nd half like this

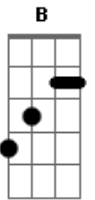
```
.....
```

- . palm mute
- | / slide up
- | \ slide down
- | h hammer-on
- | p pull-off
- | ~ vibrato
- | harmonic
- | x Mute note

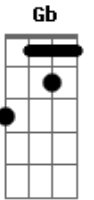
Acordes



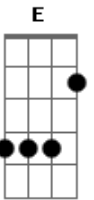
© ukulele-chords.com



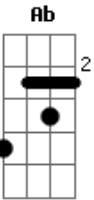
© ukulele-chords.com



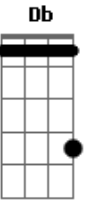
© ukulele-chords.com



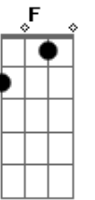
© ukulele-chords.com



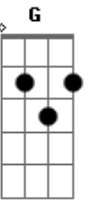
© ukulele-chords.com



© ukulele-chords.com



© ukulele-chords.com



© ukulele-chords.com