

Sepultura - Amen

Tom: **B**
Intro: Riff1 Ending of riff1

(forgive me father)
i've sinned...)

(i'm the chosen one.)

(terror raids the land...)

.pm

Guitar1
2

Guitar 1

(where goin insane.)

picking

A M E N

Eb tuning - (**Eb Ab Db Gb Bb Eb**)

In the parts with two guitars, the bottom part is Max's (simpler to play)

Generally one dash is a 16th note or a 32nd note in length, so either ---- or ----- is one beat. The rhythms are transcribed as accurately as possible.

```

Eb|-----|-----|4-----|-----|
-----|
Bb|-----|-----|5-----|-----|
-----|
Gb|0-----|-----|-----|-----|
-----|
Db|2-----|-----|6-----|-----|
-----|
Ab|2-----|-----|-----|-----|
-----|
Eb|0-----|-----|-----|-----|
-----|
|-----|-----|-----|-----|
|-----|-----|-----|-----|
Db|2-----|-----|2-----|-----|
-----|
Ab|2-----|-----|2-----|-----|
-----|
Eb|0-----|-----|0-----|-----|
-----|
  
```

Riff A1
/=== 3x =====\

Play Riff A1

Riff B
Eb|4444444444444444|3333333333333333|
Bb|5555555555555555|5555555555555555|

```

Gb|-----|-----|
Db|-----|-----|
Ab|-----|-----|
Eb|-----|-----|
(Iknow
Gb|1-----|0-----|
Db|2-----|2-----|
Ab|2-----|2-----|
Eb|0-----|0-----|
  
```

Play Riff **B** 8x

Riff **C**

PM

Play Riff **C** 4x

guitar Then play:

```

Gb|-----|-----|
-7-7-7-7-8-8-8-|-
Db|-----6-----8\|-6-----8\|-6-----8\|-
-5-5-5-5-6-6-6-|-
Ab|2-----6-----8\|-2-----6-----8\|-2-----6-----8\|-
-5-5-5-5-6-6-6-|-
Eb|0-0-0-4-0-0-6\|-0-0-0-4-0-0-6\|-0-0-0-4-0-0-6\|-0-----
-----|-
PM| . . . . . | . . . . .
|
Gb|-----|-----|
-----|-
Db|-----6-----8-----6-----8---|-----6-----8---
-5-5-5-5-6-6-6-|-
Ab|2-----6-----8---2-----6-----8---|2-----6-----8---
-2-5-5-5-5-6-6-6-|-
Eb|0-0-0-4-0-0-6---0-0-0-4-0-0-6---|0-0-0-4-0-0-6---
-0-3-3-3-3-4-4-4-|-
PM . . . . . | . . . . .
  
```

```

Eb|-----|-----|12-----
---12--|
Bb|-----|-----|/11-----
---11--|
Gb|-----|-----|9-----
---9---|
Db|-----6-----8\|-6-----8\|-6-----8----let-
ring-----|
Ab|2-----6-----8\|-2-----6-----8\|-2-----6-----8-----
-----|
Eb|0-0-0-4-0-0-6\|-0-0-0-4-0-0-6\|-0-0-0-4-0-0-6-----
-----|
PM | . . . . . | . . . . .
|
Gb|-----|-----|
-----|
Db|-----6-----8-----6-----8---|-----6-----8---6-5--
-6-5---6---|
Ab|2-----6-----8---2-----6-----8---|2-----6-----8---6-5--
-6-5---6---|
Eb|0-0-0-4-0-0-6---0-0-0-4-0-0-6---|0-0-0-4-0-0-6---4-3--
-4-3---4---|
PM . . . . . | . . . . .
  
```

Play Riff **C** 4x

Then play:

```

/=== 3x =====\
Gb|-----|-----|
-----4---|
Db|2-----|-----|2-----|
-3p2---3-|
Ab|2-----|-----|2p1-3p2|2-----|2p1-3p2--
-----|
Eb|0-----|-----|2p0-----|0-----|2p0-----
-----|
|-----|-----|
|-----|-----|
Gb|-----|-----|
-----|
Db|2-----|-----|2-----|
  
```


Eb|-----6--7-----6--7-|
 Bb|-----8-----8-----|
 Gb|-----|
 Db|2-----2-----|
 Ab|2-----2-----|
 Eb|0-----0-----|
 Gb|-----|
 Db|2-----5~~~~2-----5~~~~|

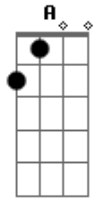
Ab|2-----2-----|
 Eb|0-----0-----|

Play Riff D2 4x, last time let the notes ring out while drums play for 2 bars

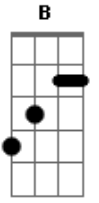
Then play:

-great words from the great nick

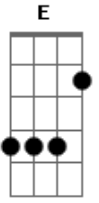
Acordes



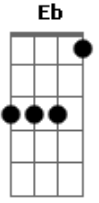
© ukulele-chords.com



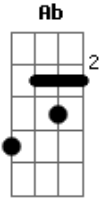
© ukulele-chords.com



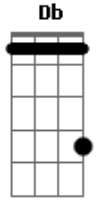
© ukulele-chords.com



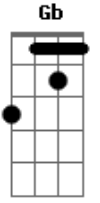
© ukulele-chords.com



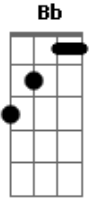
© ukulele-chords.com



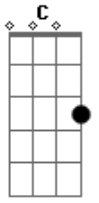
© ukulele-chords.com



© ukulele-chords.com



© ukulele-chords.com



© ukulele-chords.com