

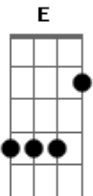
# Sandy e Junior - Vivo Por Ella

Tom: D

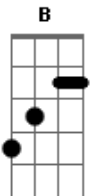
E  
Vivo por ella sin saber  
Dbm A  
Si la encuentre o me encontrado  
E  
Ya no recuerdo como fue  
Dbm A E  
Pero al final me ha conquistado  
Gbm  
Vivo por ella que me da  
Dbm E  
Toda mi fuerza de verdad  
A B  
Vivo por ella y no me pesa  
E  
Vivo por ela eu tambem  
Dbm A  
E nao ha razao pra ter ciumes  
E  
Ela e tudo e mais alem  
Dbm A E  
Como o mais doce dos perfumes  
Gbm  
Ela vai onde quer que eu va  
Dbm E  
Nao deixa a solidao chegar  
A  
Mais que por mim  
B E E E  
Por ela eu vivo tambem  
Ab Dbm E  
Es la musa que te invita  
A B E  
A sonhar com coisas lindas  
Ab Dbm  
En mi piano a veces triste  
E A  
La muerte no existe  
Gbm B B  
Si ella esta aqui  
Gb  
Vivo por ela que me da  
Ebm B  
Todo amor que e necessario  
Gb  
Forte e grande como o mar  
Ebm B Gb A Bb  
Fragil e menor do que um aquario  
Abm  
Vivo por ella que me da  
Ebm  
Fuerza, valor y realidad  
B Db  
Para sentirme un poco vivo...  
Bb Ebm  
Como doi, quando me falta  
Vivo por ella en un hotel

B Db Gb  
Como sai quando me assalta  
Vivo por ella en propria piel  
Bb Ebm  
Si ella canta en mi garganta  
Gb B B  
Mis penas mas negras espanta  
Em  
Vivo por ella y nadie mas  
Bm D  
Puede vivir dentro de mi  
G A Gb  
Ella me da la vida, la vida...  
Bm D G  
Si esta junto a mi  
A D  
Si esta junto a mi...  
B Em  
Desde un palco o contra un muro  
G  
Vivo por ela e ela me tem  
C D G  
En el trance mas oscuro  
B  
Vivo por ela e ela me tem  
Em  
Cada dia una conquista  
G C  
La protagonista  
Am D D  
Es ella tambien  
G  
Vivo por ella porque va  
Em C  
Dandome siempre la salida  
G  
Porque la musica es asi  
Em C G  
Fiel y sincera de por vida  
Am  
Vivo por ela que me da  
Em G  
As noites livres para amar  
C D B  
Se eu tivesse outra vida seria  
Em  
Dela tambem  
G  
Ella se llama musica  
C D G  
E ela me tem  
Vivo por ella creeme  
B Em G  
Por ela tambem  
C Am D D  
Io vivo per lei  
Io vivo... (E viverei...)  
C Em Am - Am D  
Uh, uh.. uh-uh uh...

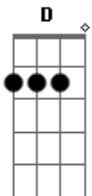
## Acordes



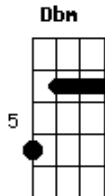
© ukulele-chords.com



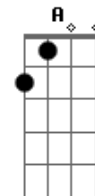
© ukulele-chords.com



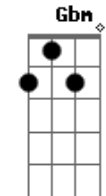
© ukulele-chords.com



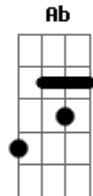
© ukulele-chords.com



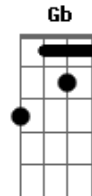
© ukulele-chords.com



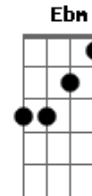
© ukulele-chords.com



© ukulele-chords.com



© ukulele-chords.com



© ukulele-chords.com

**Bb**

© ukulele-chords.com

A ukulele chord diagram for Bb. The strings are numbered 1 to 4 from top to bottom. Fingering: 1st string (G4) has a bar across the 2nd and 3rd frets; 2nd string (B3) has a dot at the 2nd fret; 3rd string (D4) has a dot at the 1st fret; 4th string (C4) has a dot at the 1st fret.

**Abn**

© ukulele-chords.com

A ukulele chord diagram for Abn. The strings are numbered 1 to 4 from top to bottom. Fingering: 1st string (G4) has a dot at the 2nd fret; 2nd string (B3) has a dot at the 1st fret; 3rd string (D4) has a dot at the 1st fret; 4th string (C4) has a dot at the 2nd fret.

**Db**

© ukulele-chords.com

A ukulele chord diagram for Db. The strings are numbered 1 to 4 from top to bottom. Fingering: 1st string (G4) has a bar across the 2nd and 3rd frets; 2nd string (B3) has a bar across the 2nd and 3rd frets; 3rd string (D4) has a bar across the 2nd and 3rd frets; 4th string (C4) has a dot at the 2nd fret.

**En**

© ukulele-chords.com

A ukulele chord diagram for En. The strings are numbered 1 to 4 from top to bottom. Fingering: 1st string (G4) has an open circle above the fret; 2nd string (B3) has a dot at the 1st fret; 3rd string (D4) has a dot at the 2nd fret; 4th string (C4) has a dot at the 3rd fret.

**Bn**

© ukulele-chords.com

A ukulele chord diagram for Bn. The strings are numbered 1 to 4 from top to bottom. Fingering: 1st string (G4) has a dot at the 2nd fret; 2nd string (B3) has a bar across the 2nd and 3rd frets; 3rd string (D4) has a bar across the 2nd and 3rd frets; 4th string (C4) has a dot at the 2nd fret.

**G**

© ukulele-chords.com

A ukulele chord diagram for G. The strings are numbered 1 to 4 from top to bottom. Fingering: 1st string (G4) has a diamond above the fret; 2nd string (B3) has a dot at the 2nd fret; 3rd string (D4) has a dot at the 3rd fret; 4th string (C4) has a dot at the 3rd fret.

**C**

© ukulele-chords.com

A ukulele chord diagram for C. The strings are numbered 1 to 4 from top to bottom. Fingering: 1st string (G4) has a diamond above the fret; 2nd string (B3) has a diamond above the fret; 3rd string (D4) has a diamond above the fret; 4th string (C4) has a dot at the 3rd fret.

**Am**

© ukulele-chords.com

A ukulele chord diagram for Am. The strings are numbered 1 to 4 from top to bottom. Fingering: 1st string (G4) has a diamond above the fret; 2nd string (B3) has a dot at the 2nd fret; 3rd string (D4) has a diamond above the fret; 4th string (C4) has a diamond above the fret.