

Prisma Brasil - Mais Que Maravilhoso

tom:

Intro: F F Bb C

F F Bb Gm C
Ele prometeu que seria um conselheiro

F F Bb Gm C
Deus poderoso e príncipe da paz

F F Bb
Ele prometeu que seria qual um pai

Dm G7 C
E nos amaria com infinito amor

F F Bb Gm C
Eu o provei e seu amor era sincero

F F Bb
Ele é tudo que disse que iria ser

[Pré-Refrão]

Db Eb
Palavras elegantes

F Dm
Não poderiam dizer

Gm Bbm C
O que Cristo é pra mim

F Gm F
Mais mara__vilhoso

Eb
Que minha mente compreenda

Bb F
Mais maravilhoso

Gm Bbm
Que eu possa crer

F F
Ele vai mais alto

Bb Bb F C
Que os meus sonhos mil

F Eb
Ele é mais que eu já pude esperar

Bb F Gm Bbm
Tudo o que prometeu e muito mais

F Eb
Mais incrível, mais poderoso

Bb F
Mais miraculoso que tudo enfim

Bb Gm F C F
Mais maravilhoso é o que Cristo é pra mim

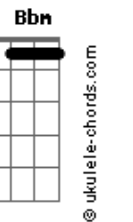
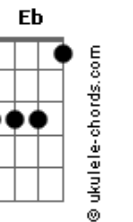
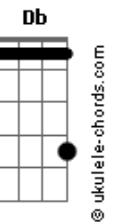
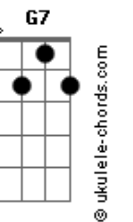
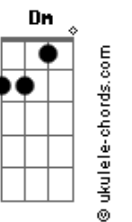
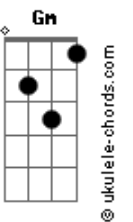
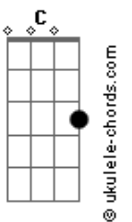
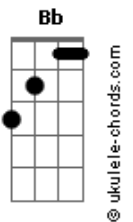
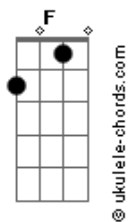
(Eb Dm Bb C)

F F
Fico admirado ao lembrar

Bb Gm C
Do Rei da glória

F F Bb
Que veio aqui e morreu pra me salvar

Acordes



[Pré-Refrão]

Db Eb
Eu me espanto em saber

F Dm7
O quanto me ama

F Gm Bbm C
Quando a pensar em quem Ele é e quem eu sou

[Refrão]

F Gm F
Mais mara__vi__lhoso

Eb
Que minha mente compreenda

Bb F
Mais maravilhoso

Gm Bbm
Que eu possa crer

F F
Ele vai mais alto

Bb Gm C
Que os meus sonhos mil

F Eb
Ele é mais que eu já pude esperar

Bb F Gm Bbm
Tudo o que prometeu e muito mais

F Eb
Mais incrível, mais poderoso

Bb F
Mais miraculoso que tudo enfim

Bb Gm F C Ab
Mais maravilhoso é o que Cristo é pra mim

[Parte Final]

Ab Ab
Ele__ Ele é mais que eu (Ele é mais que eu)

Gb
Já pude esperar

Db Ab Bbm Dbm
Tudo o que prometeu e muito mais

Ab
Mais incrível (mais incrível)

Gb
Mais poderoso (mais poderoso)

Db Ab
Mais miraculoso (mais miraculoso) que tudo enfim

Db Bbm Gb
Mais maravilhoso__ Maravilhoso

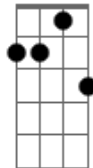
Bbm Ab Db Ab
É o que Cris__to é (É o que Cristo é)

Ab Gb Ab Gb
Pra mim (Cristo uh é)

Ab
É o que Cristo é

Ab E Gb Ab
Pra mim (Sim, Cristo é)__ pra mim

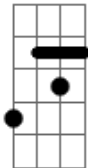
Dm7



© ukulele-chords.com

Detailed description: A 4-string ukulele fretboard diagram for the Dm7 chord. The strings are numbered 1 to 4 from top to bottom. Frets are numbered 1 to 4 from left to right. The chord is formed by pressing the 2nd fret of the 1st string, the 1st fret of the 2nd string, the 2nd fret of the 3rd string, and the 3rd fret of the 4th string.

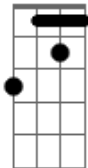
Ab



© ukulele-chords.com

Detailed description: A 4-string ukulele fretboard diagram for the Ab chord. The strings are numbered 1 to 4 from top to bottom. Frets are numbered 1 to 4 from left to right. The chord is formed by pressing the 2nd fret of the 1st string, the 1st fret of the 2nd string, the 2nd fret of the 3rd string, and the 3rd fret of the 4th string. A '2' is written above the 2nd fret of the 1st string, indicating a barre.

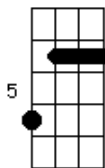
Gb



© ukulele-chords.com

Detailed description: A 4-string ukulele fretboard diagram for the Gb chord. The strings are numbered 1 to 4 from top to bottom. Frets are numbered 1 to 4 from left to right. The chord is formed by pressing the 2nd fret of the 1st string, the 1st fret of the 2nd string, the 2nd fret of the 3rd string, and the 3rd fret of the 4th string. A '2' is written above the 2nd fret of the 1st string, indicating a barre.

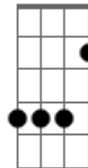
Dbm



© ukulele-chords.com

Detailed description: A 4-string ukulele fretboard diagram for the Dbm chord. The strings are numbered 1 to 4 from top to bottom. Frets are numbered 1 to 4 from left to right. The chord is formed by pressing the 2nd fret of the 1st string, the 1st fret of the 2nd string, the 2nd fret of the 3rd string, and the 3rd fret of the 4th string. A '2' is written above the 2nd fret of the 1st string, indicating a barre.

E



© ukulele-chords.com

Detailed description: A 4-string ukulele fretboard diagram for the E chord. The strings are numbered 1 to 4 from top to bottom. Frets are numbered 1 to 4 from left to right. The chord is formed by pressing the 1st fret of the 1st string, the 2nd fret of the 2nd string, the 2nd fret of the 3rd string, and the 3rd fret of the 4th string.