

Prince - Little Red Corvette Acoustic Live

Tom: D

LITTLE RED CORVETTE (ACOUSTIC LIVE)

Transcribed by Eddie Arriola

GII G A Bm
 10 12 12 12 10 10 5 7 7 6 5 5 7 9 9 7 7 7
 3 5 5 4 3 3

Gtr I (E A D G B E) - 'Untitled'
 Intro: G A Bm G

4/4
 Gtr I
 W W W W
G A Bm GII
 W W W W

Verse
 \$
G A Bm GII
 W W W W

Chorus
 GII A Bm
 Q e Q Q E E E Q q Q
 W GII A Bm
 Q e Q Q E E E Q q Q
 W GII A B D.S.
 Q e Q Q E E E Q q Q

Duration Legend

- note tied to previous; . - note dotted; .. - note double

dotted

Uncapitalized letters represent notes that are staccato (1/2 duration)

Irregular groupings are notated above the duration line

Duration letters will always appear directly above the

note/fret number it represents the

duration for. Duration letters with no fret number below them

represent rests. Multi-

bar rests are notated in the form Wxn, where n is the number

of bars to rest for. Low

melody durations appear below the staff

Tablature Legend

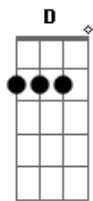
 h - hammer-on
 p - pull-off
 b - bend
 pb - pre-bend
 r - bend release (if no number after the r, then release immediately)
 /\ - slide into or out of (from/to "nowhere")
 s - legato slide
 S - shift slide
 n(n) - tapped harmonic
 ~ - vibrato
 tr - trill
 T - tap
 TP - trem. picking
 PM - palm muting
 \n/ - tremolo bar dip; n = amount to dip
 \n - tremolo bar down
 n/ - tremolo bar up
 /n\ - tremolo bar inverted dip
 = - hold bend; also acts as connecting device for hammers/pulls
 - volume swell (louder/softer)

Misc Legend

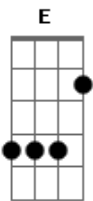
 | - bar
 ||o - repeat start
 o|| - repeat end
 : - bar (freetime)
 & - Coda

Generated using Power Tab Editor by Brad Larsen - <http://>

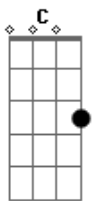
Acordes



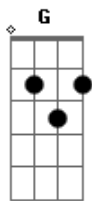
© ukulele-chords.com



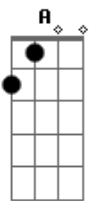
© ukulele-chords.com



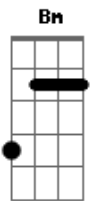
© ukulele-chords.com



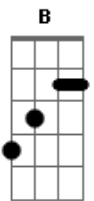
© ukulele-chords.com



© ukulele-chords.com



© ukulele-chords.com



© ukulele-chords.com