

# Prince - Lets Work

Tom: **A**

Guitar sounding riff (played over the lyrics)

Tabbed by: FunknFresh  
Let's Work

String part  
E||

-This is the main structure of the song though of course there are a few things that change ie., bass line does some funky random things that I haven't outlined. This sounds great with at least 2 guitar players.

Post chorus break

-Bass b) is played at the end of the second time the main bass line (Bass a)) is played during the chorus.

-Guitars a) and b) should play their respective riffs over top each other  
-Guitar c) plays right after and between Guitar a) and b) riffs

-All parts transcribed for guitar

Guitar a)

Tuning: Standard

Intro: , verses and chorus

4 **Bm7** 2 3 4 **E** 2 3

Guitar a) Cont'd

Bass a) (main bass line)

Guitar b)

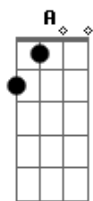
b)

Guitar b) Cont'd

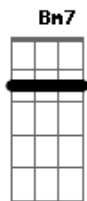
Chorus

Guitar c)

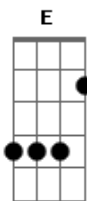
## Acordes



© ukulele-chords.com



© ukulele-chords.com



© ukulele-chords.com