

# Pink Floyd - Sorrow

Tom: E  
Intro:

Fills:  
-----

Fill A

Fill B

Fill C

Fill D

NOTATION USED:

D

C

EM2

CHORDS USED:

Em

D

C

Em2

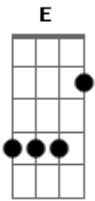
Em

one bar between chord changes.

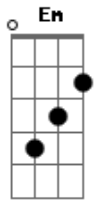
v

D Em2

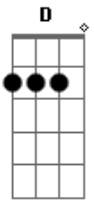
## Acordes



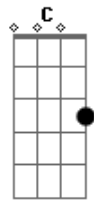
© ukulele-chords.com



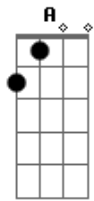
© ukulele-chords.com



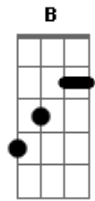
© ukulele-chords.com



© ukulele-chords.com



© ukulele-chords.com



© ukulele-chords.com