

Pink Floyd - Marooned

Tom: A

NOTE: Fret numbers have been converted for ease of use. (i.e. fret number 34 means fret 22 with octave pedal on, and fret 24 is the 12th fret with the pedal on)

Guitar setting: (distorted and with echo)

Bm(add9)
steady slide

Gmaj

Bm?

Em

Bm

Gmaj

Em
Bm

Em

Bm(add9)

steady slide

The transition between harmonics is like a steady gliss, David Gilmour uses a whammy pedal to depress the octave back to normal. You cannot do this with a normal pedal

Em

Gmaj

Em

Bm

steady slide

Bm

Gmaj

Em

steady slide

complex!

Bm(add9)

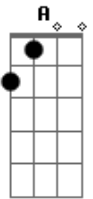
This bit may be more

Gmaj

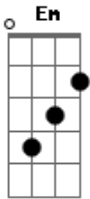
NOTATION USED:

- B= bend up
- R= Reverse bend
- s= slide
- p= pull off
- h= hammer on
- N.H= natural harmonic
- steady slide means use a bottle neck!

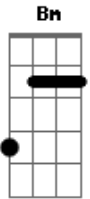
Acordes



© ukulele-chords.com



© ukulele-chords.com



© ukulele-chords.com