

Pink Floyd - Careful With That Axe Eugene

Tom: **E**

Obs.: Assistam ao dvd Pompeii para saarem o tempo da musica.Vlw

Drop **D** tuning (DADGBD)

Effects: vibrato, fuzz distortain, delay/echo/reverb.

Guitar backing/rythme: Intro: /Verse:

Rythme figure 1: x2

Lead guitar cont. x2

bass arr. for guitar. (pick notes randomly)

x2 x2

(pick notes randomly)

"Careful.....Careful....."

x2 x2 (pick notes randomly)

"Careful..... with that axe Eugene"

x2

Chorus:

x4

"AAAAAAAAAAAAAAAAHHHHHHHHHHHHHHHHHH!!!!!!"

(pick notes randomly)

"00000000000000HHHHHHHHHHHHHHHHHH!!!!!!"

"IIIIIIIIIIIIIIIIHHHHHHHHHHHHHHHHHH!!!!!!"

x2

x2

"00000000000000HHHHHHHHHHHHHHHHHH!!!!!!"

AAAAAAAAAAAAARRRRRRRRGGHHHHHHHHHHHHHHHH etc.

Verse/Outro:

For solos improvise on **Dm** pentatonic. Heavy bending on 9, 18 and 20th frets, harmonizing with backing vocals.

w/rythme fig.1

depress trem. arm"....."

"Careful.....Careful....."

"Careful..... with that axe Eugene"

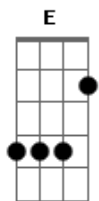
w/rythme fig.

x2

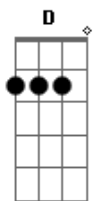
x2

(pick notes randomly)

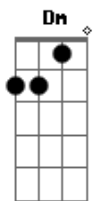
Acordes



© ukulele-chords.com



© ukulele-chords.com



© ukulele-chords.com