

# Pearl Jam - Present Tense

Tom: **C**

Drop **D** tuning: DADGB<sub>e</sub>

Then the bridge goes like this, (with variations on the picking pattern):

The verse is variations of this (shown here is the first time through):

**Bb** **A** **G**

Chorus:

Then:

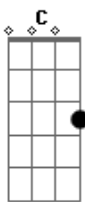
**D** **G** **F** **G** **D** **G** **F** **G D G F G D G**

**Bb** **A** **G**

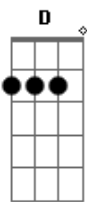
The first time through, Mike lets it end at the G, the second time (not shown) a D.

Ending

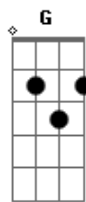
## Acordes



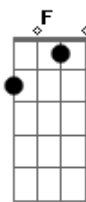
© ukulele-chords.com



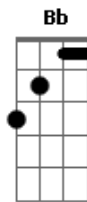
© ukulele-chords.com



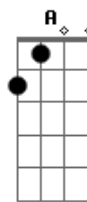
© ukulele-chords.com



© ukulele-chords.com



© ukulele-chords.com



© ukulele-chords.com