

Pearl Jam - Immortality

Tom: C
Intro: C

C C C Em A A A A A A

This intro is played four times. I've found that if you run an acoustic guitar through an amp and use some mild distortion, it recreates the sound on the album pretty well.

VERSE: The verse is basically just a cycle of Em and D . There is a two-note plucking pattern before the strumming cycle, though, that goes like this:

Em D

Each of these cycles is one bar [in 4/4 time] and the pick-up is played in every cycle. I know this might sound confusing, but listen to the song, and you can hear the two-note plucking. (Note that the D is not a true D...I just don't know the real name for that chord). Also, when strumming the D, try to use upstrokes as much as possible because it seems to sound better that way.

CHORUS:

Pretty simple:

C Em C Em
A truant finds home. A wish to hold on.
C Em A A A A

But there's a trapdoor in the sun. Immortality.
(that little interlude between "sun" and "immortality" is a little confusing. Here's what the tab looks like):

...trapdoor in the sun immortality

DURING THE SOLOS:

During the short solo, you just repeat the verse pattern. During the long solo, you repeat the verse pattern, but toward the end, you double the cycle (i.e.-instead of playing Em [two chords] in one bar, you play Em [four chords] in one bar). The end of the long solo section ends on an A. That's about it. Sorry it seems so confusing. If you need any clarification, have any comments, flames, etc. send them to:

=====
Immortality
by Pearl Jam
from the Vitalogy cd
transcribed by kevin gardner
Intro: riff

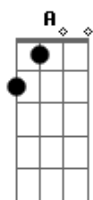
verse strum these chords

-0--0--
-0--3--
-0--2--
-2--0--
-2-----
-0-----

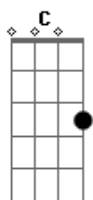
chorus chords

C Em
C Em
C Em A

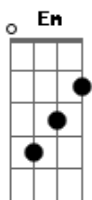
Acordes



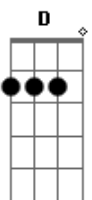
ukulele-chords.com



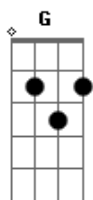
ukulele-chords.com



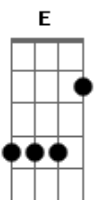
ukulele-chords.com



ukulele-chords.com



ukulele-chords.com



ukulele-chords.com