

Pearl Jam - All Those Yesterdays

Tom: F

Note:

>...slide
p...pull off
v...vibrato

Standard Tuning

This is the Main Riff. One guitar plays this throughout most of the song while another does alternate riffs.

Riff #1

This is played throughout the verse.

Riff #2

"Maybe it'll wash away....
"All those yesterdays....."
(F)

On the next part, one guitar plays riff # 1 while the other alternates between F and E.
F E

What (F) are you running (E) from taking (F) pills to get (E) along creating (F) walls to call (E) your own. (F) (E) So (F) no one catches (E) you drifting (F) off and doing (E) all the things (F) that we (E) all (F) do. (E)

Riff #2
"And now wash away....all those yesterdays."

Riff #1 during:
"All those yesterdays, all those yesterdays, all those yesterdays.
All those paper plates, all those yesterdays, all those yesterdays."

Riff #3
This riff is played after the last echo of

"all those yesterdays" till the end of the song. It's played with a little distortion at first then a lot when Ed starts singing "There's still time for escape."

REPEAT

Song Fades out while guitar alternates between F and E. and that's that. The last riff is a little tricky at first, but after a few tries, it's pretty easy. I hope to tab out the solo at the end at some time or another.
Enjoy
Bret

Slight correction:
During the last riff until the end of the song, the rhythm alternates between F, Bb, and Ab

| | | | |
|-----|-----------|-----------|-----------|
| | F | Bb | Ab |
| (E) | ----1---- | ----1---- | ----3---- |
| (B) | ----1---- | ----3---- | ----3---- |
| (G) | ----2---- | ----3---- | ----4---- |
| (D) | ----3---- | ----3---- | ----5---- |
| (A) | ----3---- | ----1---- | ----5---- |
| (E) | ----1---- | ----- | ----3---- |

And here's the solo at the end, as promised.
the eight times are played quickly for both notes

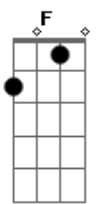
| | |
|-----|--|
| (E) | ----- |
| (B) | -13-(8 times)-->-16-(8 times)-----4-6-9-6-----4-6-9----- |
| (G) | -----5-----5----- |
| (D) | ----- |
| (A) | ----- |
| (E) | ----- |

(song fades)

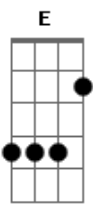
| | |
|-----|--|
| (E) | ----- |
| (B) | -13-(8 times)--16-(8 times)--18-(6 times)-18 --16--18--- |
| (G) | ----- |
| (D) | ----- |
| (A) | ----- |
| (E) | ----- |

Key:
> slide
one step bend and release

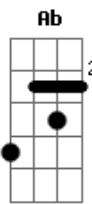
Acordes



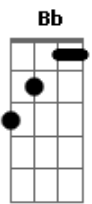
© ukulele-chords.com



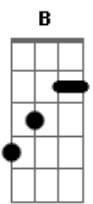
© ukulele-chords.com



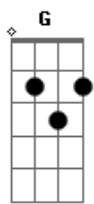
© ukulele-chords.com



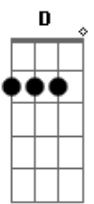
© ukulele-chords.com



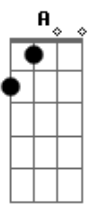
© ukulele-chords.com



© ukulele-chords.com



© ukulele-chords.com



© ukulele-chords.com