

Paul McCartney - Great Day

Tom: D

Released on 12th May 1997.

Tabbed by:PJVillanueva

When you're wide awake
Say it for goodness sake
It's gonna be a great day.

While you're standing there
Get up and grab a chair,
It's gonna be a great day.

And it won't be long, oh no
It won't be long, it won't be long, no no
It won't be long, it won't be long, oh no
It won't be long, it won't be long, ooh yeah

Ooooooh, ooooooh wooooooh yeah
Gonna be a great day

And it won't be long, oh no
It won't be long, it won't be long, no no
It won't be long, it won't be long, oh no
It won't be long, it won't be long, oh

When you're wide awake
Say it for goodness sake,
It's gonna be a great day.
While you're standing there
Get up and grab a chair

E7
e|----- 0----- 0----- 0-----|----- 0----- 0----- ----
---|

Dmaj9#5
e|----- 0----- 0-----|3----- 0----- 0----- 0-----
---|

Amsus4 D7sus4 Amsus4
e|0----- 3-----|0----- 0----- 0----- 0-----
---|

Em7 E Em7 E
e|0----- 0----- 0----- 0-----|0----- 0----- 0----- 0-----
---|

00:11
e|----- 0----- 0-----|----- 0----- 0----- 0-----
---|

When you're wide awake
e|0----- 0-----|0----- 0----- 0----- 0-----
---|

Say it for goodness sake
e|0----- 0----- 0-----|0----- 0----- 0----- 0-----
---|

It's gonna be a great day.
e|0----- 0----- 0----- 0-----|0----- 0----- 0----- 0-----
---|

00:23
e|----- 0----- 0-----|0----- 0----- 0----- 0-----
---|

While you're standing there

e|0----- 0----- 0----- 0-----|0----- 0----- 0----- 0-----
---|

Get up and grab a chair,

e|0----- 0----- 0----- 0-----|0----- 0----- 0----- 0-----
---|

It's gonna be a great day.

(.
Em
e|----- 3-----|----- 0----- 0-----
---|

long, And it won't be

00:34
A D
e|----- 0-----|----- 0----- 0-----
---|

Oh, no it
A7 D
e|----- 0-----|----- 0----- 0-----
---|

won't be long It won't be
long,
E A
e|----- 0-----|----- 0----- 0-----
---|

Oh, no it
E7 A E
e|----- 0-----|----- 0----- 0-----
---|

won't be long
E7 A
e|----- 0-----|----- 0----- 0-----
---|

Oh, no it
e|----- 0-----|----- 0----- 0-----
---|

won't be long it won't be
long,
00:51
E7
e|0----- 0----- 0----- 0-----|----- 0----- 0----- 0-----
---|

00:51
E7
e|0----- 0----- 0----- 0-----|----- 0----- 0----- 0-----
---|

Dmaj9#5
e|0----- 0----- 0-----|0----- 0----- 3-P-0----- 0-----
---|

Amsus4 D7sus4 Amsus4
e|0----- 0----- 0-----|3----- 0----- 0----- 0-----
---|

Em7 E Em7 E
e|0----- 0----- 0-----|0----- 0----- 0----- 0-----
---|

01:02
e|0-----0-----0-----0-----|0-----0-----0-----
---|

Oooooooooooooooooooooooooooooooooooooohhhh

Ooo
e|0-----0-----0-----0-----|0-----0-----0-----0-----
---|

ooooooooooooooooooooohhhhwoooooooooooooooooooooohhhhyeah

e|0-----0-----0-----0-----|0-----0-----0-----0-----
---|

day Gonna be a great

(.
e|-----3-----|-----
---|

When you're wide awake

long, And it won't be

01:13
A D

e|-----|-----
---|

Oh, no it

A7 D

won't be long It won't be

E A

Oh, no it

E7 A E

won't be long It won't be

e|-----|-----

Oh, no it

e|-----|-----

won't be long it won't be

01:30
E7

e|0-----0-----0-----0-----|0-----0-----0-----
---|

Oooooooooooooooooooooo

Dmaj9#5

e|0-----0-----0-----0-----|0-----0-----0-----
---|

ooooooooooooooooooooohhhh
Oooooooooooooooooooooo

Amsus4

e|0-----0-----0-----0-----|0-----0-----0-----0-----
---|

oooooooooooooooooooohuuuuuuuuuuuuuuuuuuuuuuuuhhhhhyeah

Em7 E
e|-----|-----
---|

01:41

e|-----0-----|-----0-----
---|

When you're wide awake

e|0-----0-----0-----0-----|0-----0-----0-----0-----
---|

Say it for goodness sake

e|0-----0-----0-----0-----|0-----0-----0-----0-----
---|

It's gonna be a great
day.

e|0-----0-----0-----0-----|0-----0-----0-----0-----
---|

01:52

e|0-----0-----0-----0-----|0-----0-----0-----
---|

While you're standing there

e|0-----0-----0-----0-----|0-----0-----0-----0-----
---|

Get up and grab a chair,

e|0-----0-----0-----0-----|0-----0-----0-----0-----
---|

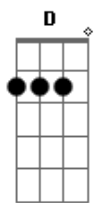
It's gonna be a great
day.

(.
e|-----3-----|-----

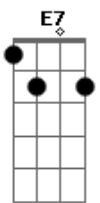
---|

- B Bend
- R Release
- / Slide up
- \ Slide down
- H Hammer-on
- P Pull-off
- ~ Vibrato
- Harmonic
- x Mute note
- . Play note like a dot in standard notation
- Ties two notes together
- (. Pause

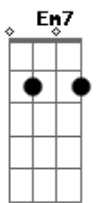
Acordes



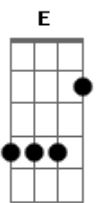
© ukulele-chords.com



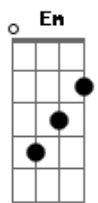
© ukulele-chords.com



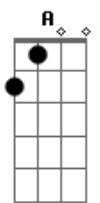
© ukulele-chords.com



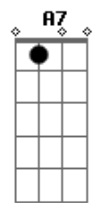
© ukulele-chords.com



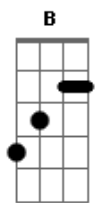
© ukulele-chords.com



© ukulele-chords.com



© ukulele-chords.com



© ukulele-chords.com