

LEAD GUITAR
Intro:

RHYTHM GUITAR

Intro:

Verse

Verse

```
Then, after the small pause, harshly (just don't destroy your
strings:P) pluck the three
string ( e , B and G ),
so you get this 'tearing-like? sound .
don't know all these guitarterms but you should be able to
figure it out yourself;))
```

```
Then, after the small pause, harshly (just don't destroy your
strings:P) pluck the three
string ( e , B and G ),
so you get this 'tearing-like' sound
(don't know all these guitarterms but you should be able to
figure it out yourself;))
```

[illegible]

(Mind the missing 'x' at the end, don't palm mute)

X X

Then directly after:

[illegible]

Chorus

X X X X X X X X X X X X X X X X X X X X X X X X X X X X

Chorus

Verse

Verse

[illegible]

(Mind the missing 'x' at the end, don't palm mute)

X X

Then directly after:

X
X X X X X

Chorus

X X X X XX X X X X X X X X X X X X X X X X X X X X X X

Chorus

Soloridge

Soloridge

[illegible]

Fourth time, slightly different ending:

X X

(Clean)

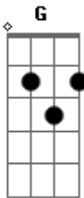
(Clean)

Final Chorus

Final Chorus


(x2)

Acordes



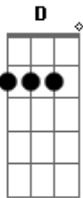
G

© ukulele-chords.com



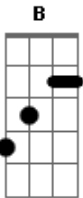
Db

© ukulele-chords.com



D

© ukulele-chords.com



B

© ukulele-chords.com