

Paradise Lost - So Much Is Lost

tom:

Am

Am

What this seems to be, what this seems to be is real

Am

All of my life is changing

F

You're the enemy, you're the enemy I fear

All of my life is changing

E

Always some rearranging

Am C F G
So much is lost, so much disharmony

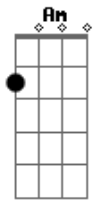
Am C F G
So much is lost, no voice of sympathy

Am F
My identity, my identity is not real

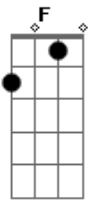
All of my life is changing

E

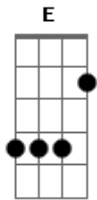
Acordes



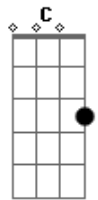
© ukulele-chords.com



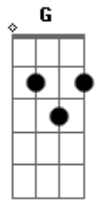
© ukulele-chords.com



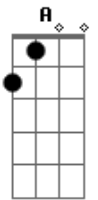
© ukulele-chords.com



© ukulele-chords.com



© ukulele-chords.com



© ukulele-chords.com

All of my lies you're facing

A C F G
So much is lost, so much disharmony
F Am C F G
So much is lost, no voice of sympathy

Am

F

What this seems to be, what this seems to be is real

All of my life seems wasted

E

All of my life seems wasted

A C F G
So much is lost, so much disharmony

Am C F G
So much is lost, no voice of sympathy

A C F G
So much is lost, so much disharmony

Am C F G
So much is lost, no voice of sympathy